

# ILLUSTRATED PARTS BREAKDOWN

# VAXft SYSTEM

## Models 610 and 612

### ILLUSTRATED PARTS BREAKDOWN (IPB)

The IPB is used to identify a part and its location in a hardware product. The document references specific item numbers in the associated parts list.

### HOW TO USE THE IPB

1. Locate the figure containing the item of interest.
2. Locate the number (callout) of the item of interest.
3. Locate that item number in the associated parts list.

### FORMAT

Each IPB is generally organized based on its first figure. All other assemblies and subassemblies are referenced from this figure. Each figure contains numeric callouts of all major parts (items).

### PARTS LIST

Each parts list contains the following:

**Figure and Item No.** – Lists the figure number and its referenced numeric callout

**Description** – Presents the name and a brief description of the item. A single asterisk (\*) preceding the description

denotes item is a subassembly to its referenced figure. A double asterisk (\*\*) preceding the description indicates that this item is subordinate to the preceding single asterisk item.

**DEC Part No.** – Lists the Digital/Vendor part number. The letter in the column heading indicates the current revision level of the Engineering Drawing for the referenced figure.

**ECO Cut-In** – Lists the top assembly drawing number and revision level at first printing. All additional revisions to an item are listed in this column.

**Used On Code** – Lists letters referring to the product variation assigned in Figure 1. When this column is blank, the item is used in all variations.

**Ref Fig No.** – Lists a cross reference between figures within the IPB.

### PART NUMBER/PART DESCRIPTION INDEX SECTION

Lists items by part number numerically, and description alphabetically. Items are also referenced to a location within the IPB by figure and item number.

### ECO/REVISION HISTORY

### OTHER IPB MANUALS REFERENCED

FIGURE NO.	ASSEMBLY	INITIAL LEVEL	CURRENT LEVEL	PRINTING DATE	OTHER IPB MANUALS REFERENCED
1	55CDA	00000	00000	28-FEB-92	EP-TF857-SM
2	55CAA	00000	00000		
3	BA22A	00002	00002		
4	70-25598	00001	00001		
5	H407	00001	00001		
6	H7233	00004	00004		
7	70-26865	00000	00000		
8	70-27877	00000	00000		
9	70-26102	00001	00001		
10	BA22E	00000	00000		
11	BA22B	00002	00002		
12	70-26105	00001	00001		
13	70-26107	00000	00000		
14	70-28923	00000	00000		
15	RF31-JA	00002	00002		
16	RF31-KA	00003	00003		
17	RF72-JA	00002	00002		
18	RF72-KA	00002	00002		
19	TF70C	00001	00001		
20	TF85C	00000	00000		
21	55CXX	00000	00000		
22	55CXX	00000	00000		
23	55CXX	00000	00000		
24	55CXX	00000	00000		
25	55CXX	00000	00000		

Digital Equipment Corporation reserves the right, without notice, to make substitutions and modifications in the specifications of products documented in this manual and further reserves the right to withdraw any of these products from the market without notice.

Digital Equipment Corporation is not responsible for errors which may appear in the technical description (including illustrations and photographs) of the products covered by this manual.

None of the descriptions contained in this manual imply the granting of any license whatsoever to make, use or sell equipment constructed in accordance therewith.

Restricted Rights: Use, duplication or disclosure by the U.S. Government is subject to restrictions as set forth in subparagraph (c) (1) (ii) of the Rights in Technical Data and Computer Software clause at DFARS 252.227-2713.

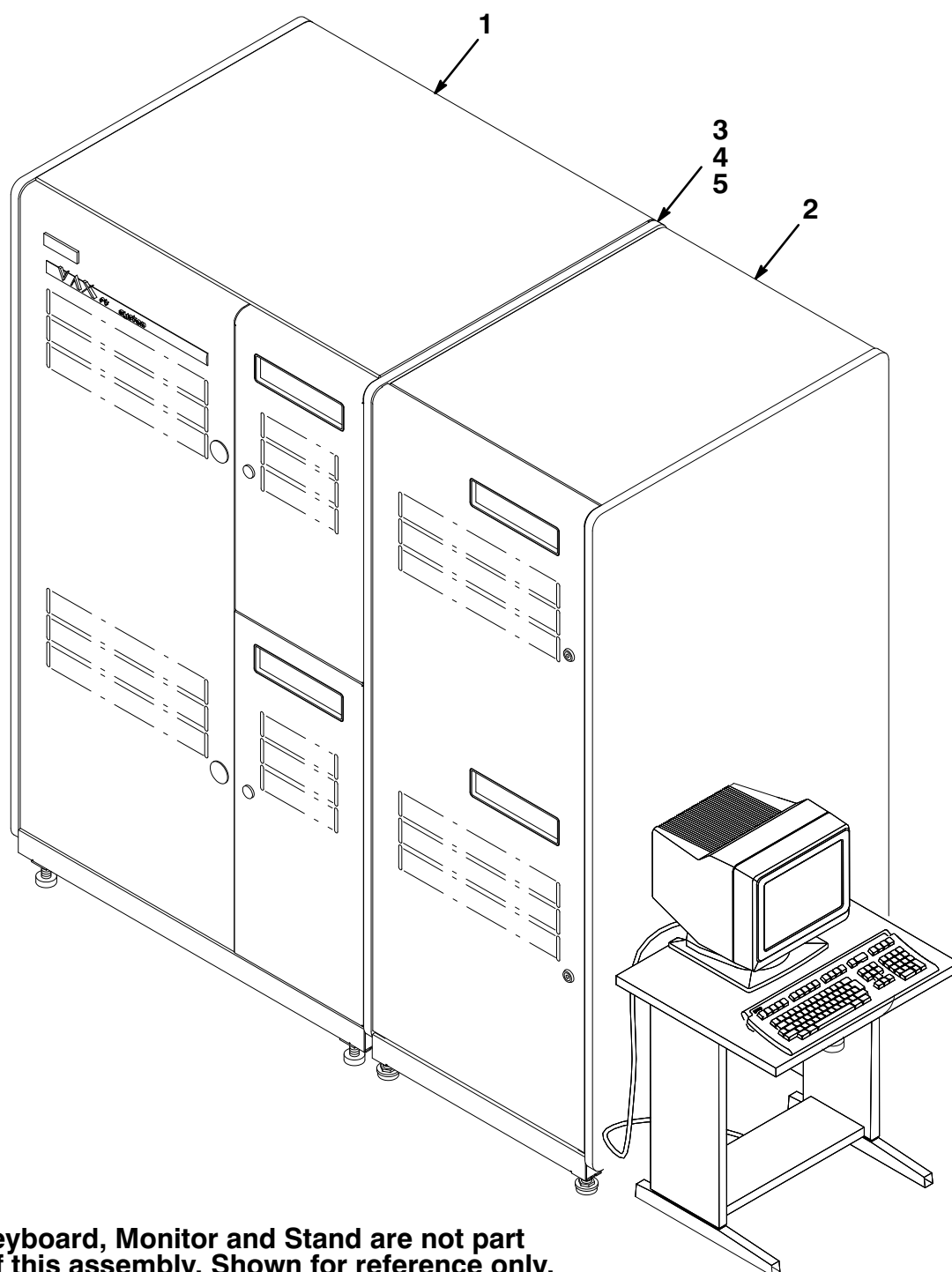
Copyright © 1992 by Digital Equipment Corporation. All rights reserved.  
Printed in U.S.A.

The postage-paid READER'S COMMENTS form on the last page of this document requests your critical evaluation to assist us in preparing future documentation.

The following are trademarks of Digital Equipment Corporation :

---

DECdirect, VAXft and the DIGITAL logo.

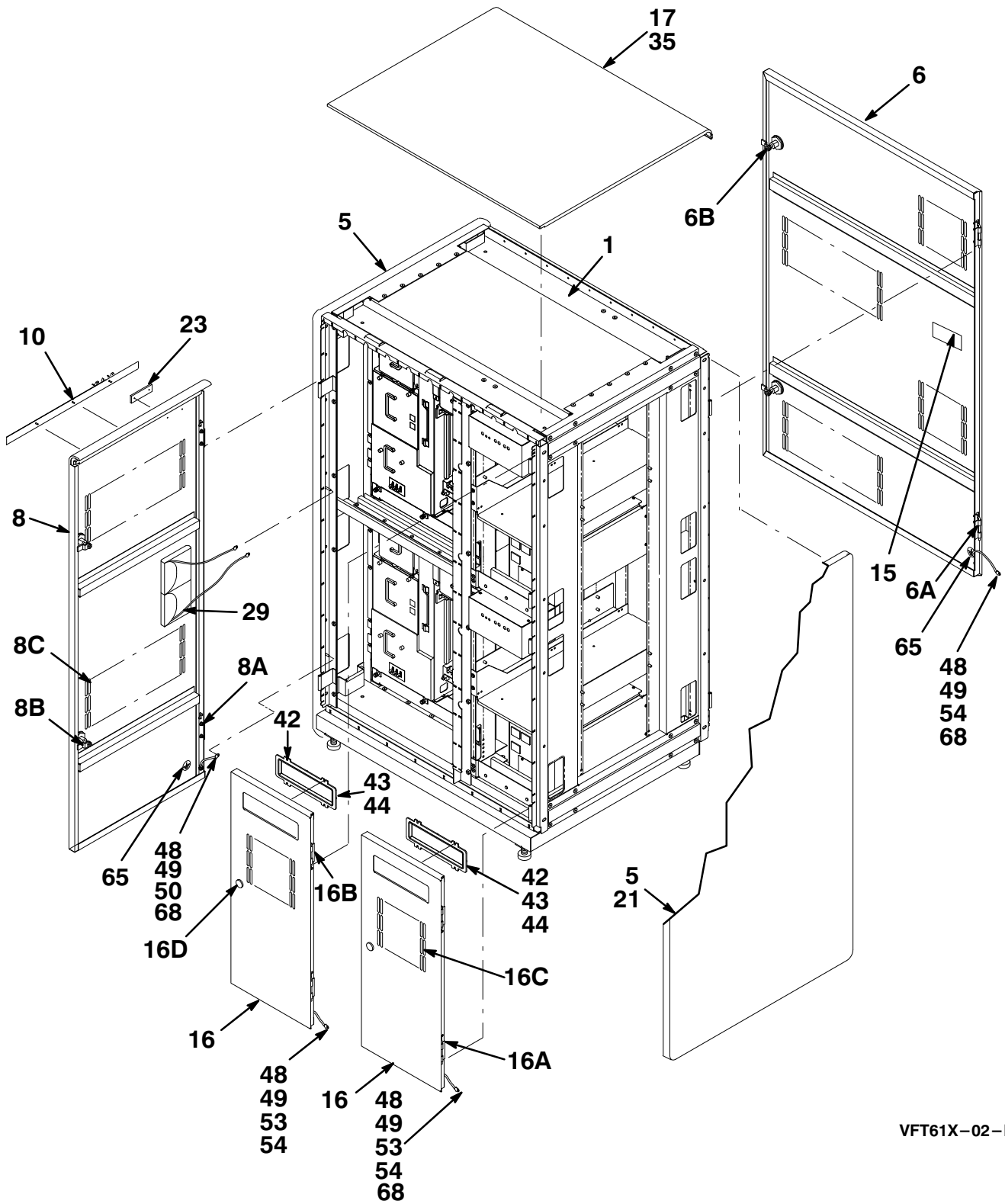


**NOTE: Keyboard, Monitor and Stand are not part of this assembly. Shown for reference only.**

FTV61X-01-IL

**Figure 1. VAXft System Models 610 and 612**

FIG.& ITEM NO.	DESCRIPTION	A DEC PART NO.	ECO CUT-IN 55CDA 00000	USED ON CODE	REF FIG NO.
1 –	VAXft SYSTEM MODELS 610 and 612				
	Code A – Used on 55CDA–AE (120/240V)	55CDA–AE		A	25
	Code B – Used on 55CDA–AJ (120/240V)	55CDA–AJ		B	25
1	*CABINET ASSEMBLY, CPU (120/240V)	55CAA–XE		A	2,24
	*CABINET ASSEMBLY, CPU (120/240V)	55CAA–XJ		B	2,24
2	*CABINET ASSEMBLY, EXPANDER	BA22E–AA			10
3	*Frame Assembly, Expander	70–20305–00			
4	*Screw, Mach Hex Hd No. 1/4–20 x 3/4	90–06243–09			
5	*Nut, Kep No. 1/4–20	90–08203–00			
	ITEMS (Not Shown)				
	*Adaptor, Fault Tolerant Ethernet/DSSI	KFE52–AA			



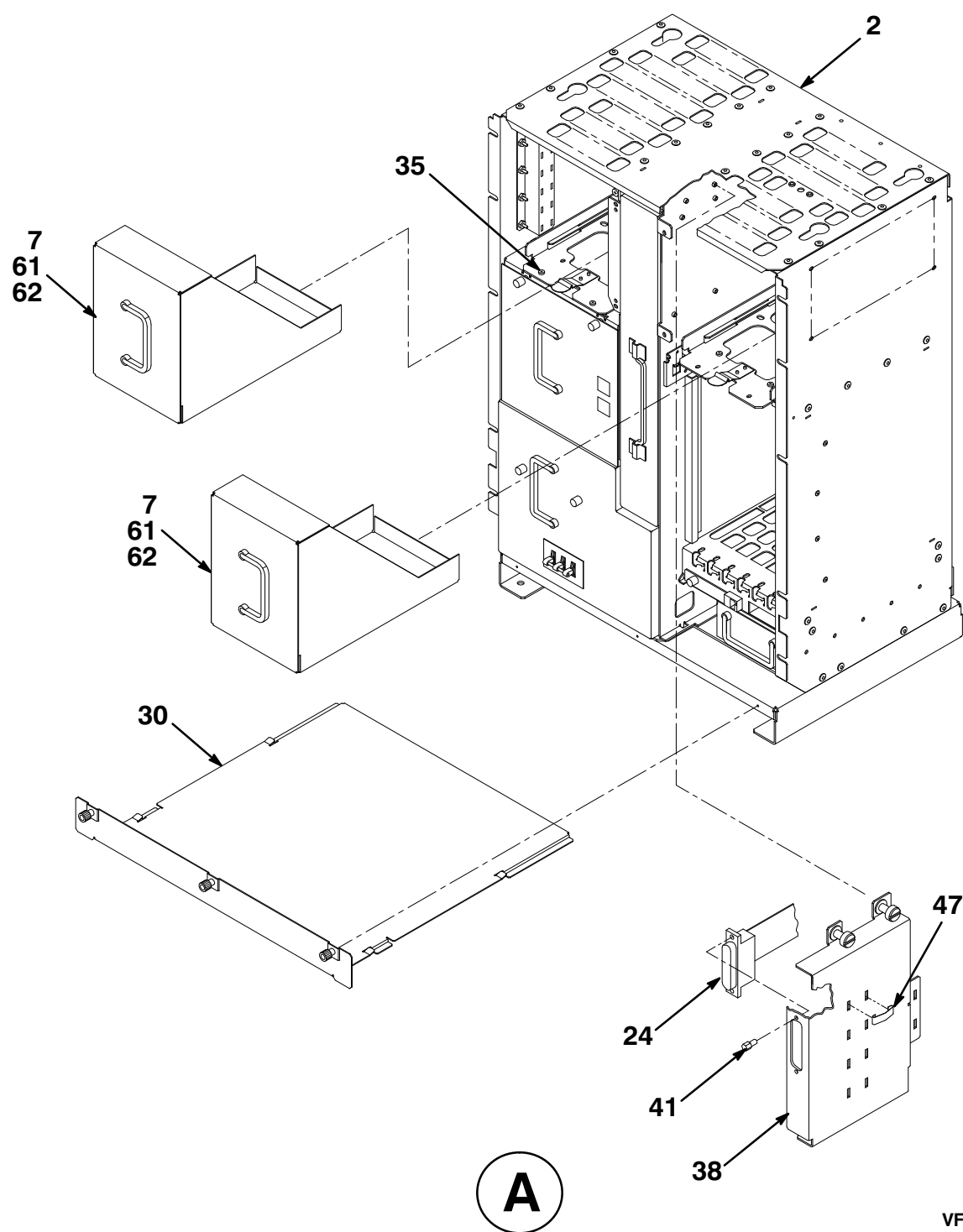
VFT61X-02-IL

Figure 2. CPU Assembly (Sheet 1 of 4)



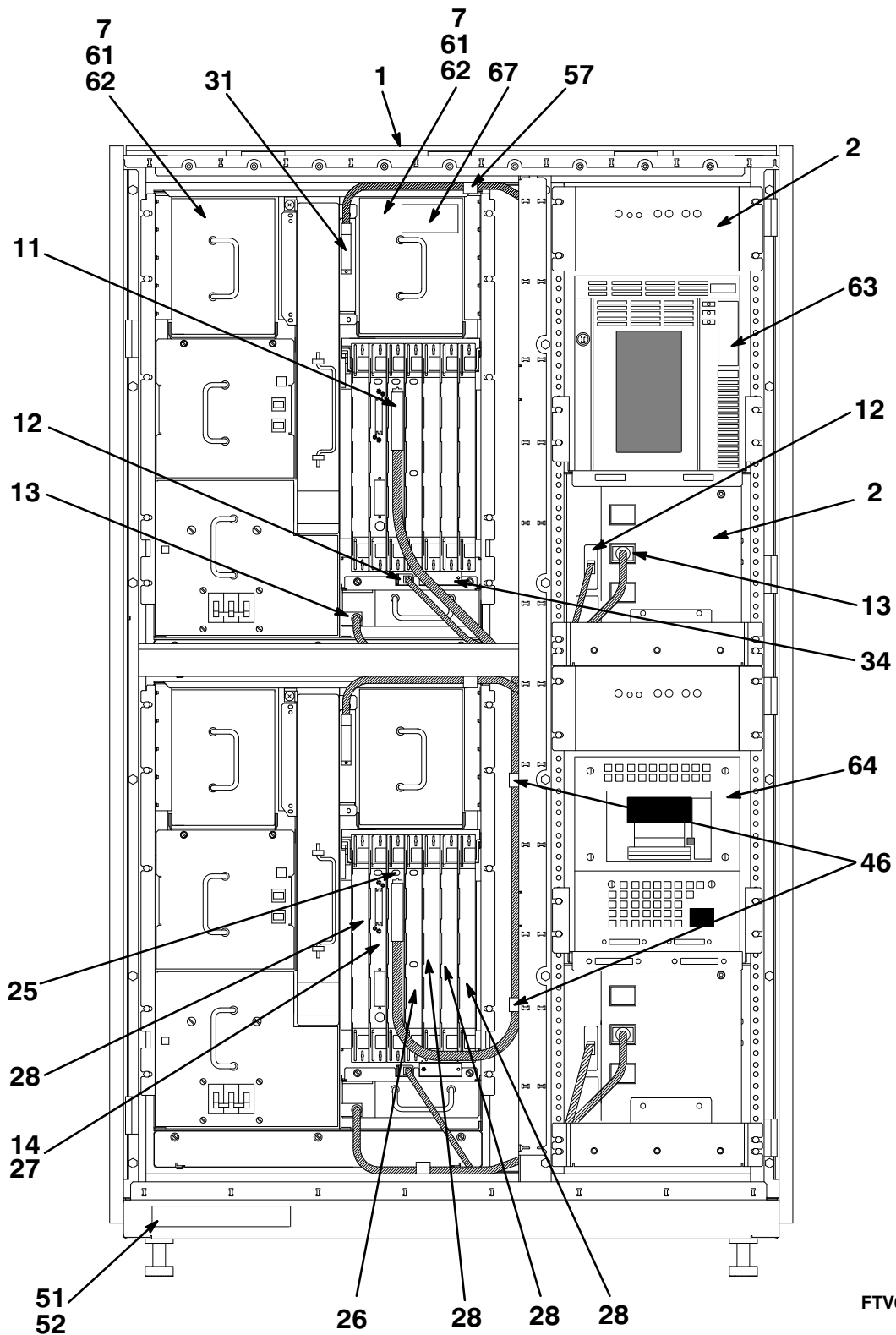
**VFT61X-02A-IL**

**Figure 2. CPU Assembly (Sheet 2 of 4)**



VFT61X-02B-IL

**Figure 2. CPU Assembly (Sheet 3 of 4)**



FTV61X-02C-IL

Figure 2. CPU Assembly (Sheet 4 of 4)

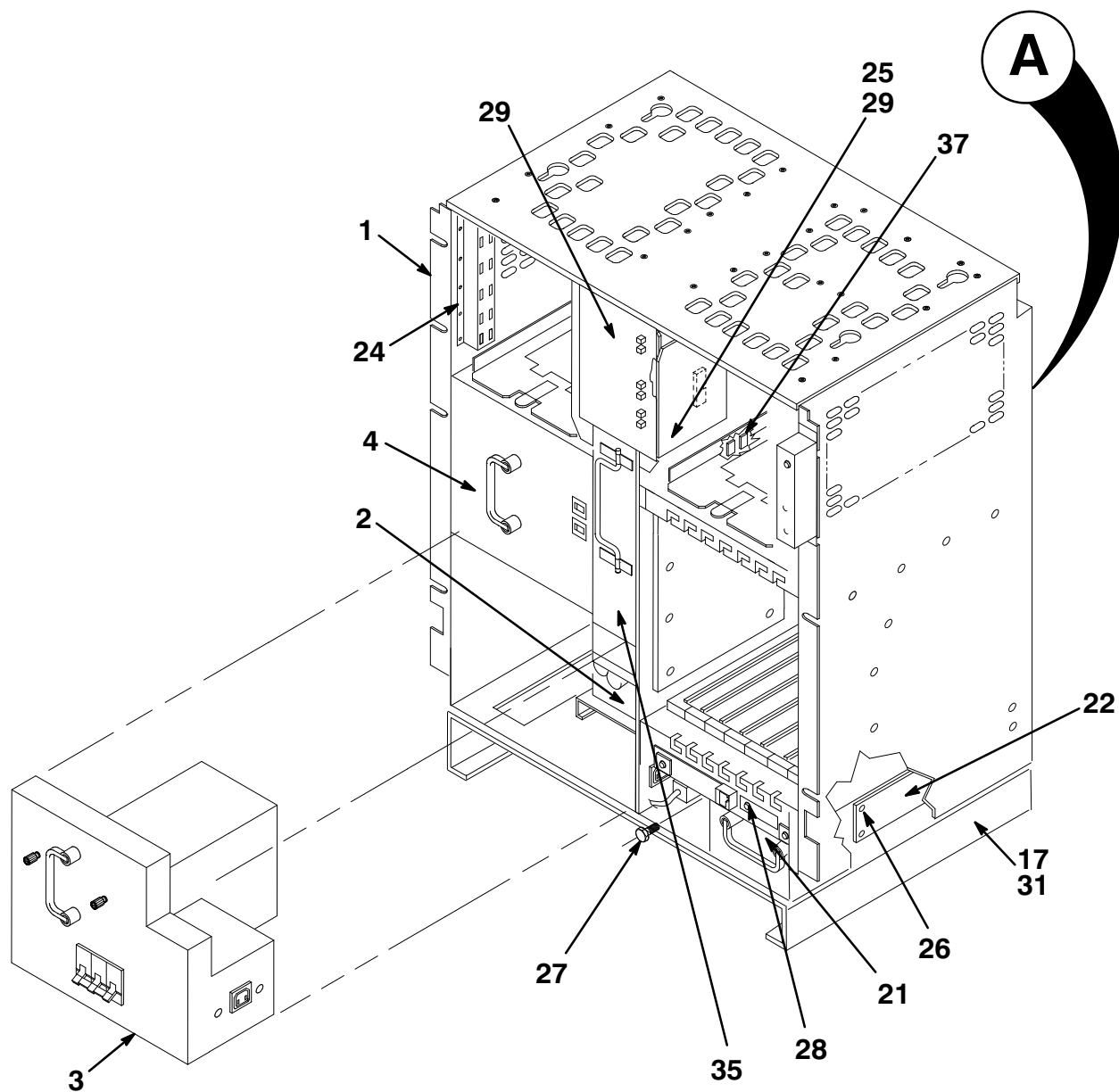


FIG.& ITEM NO.	DESCRIPTION	DEC PART NO.	ECO CUT-IN 55CAA 00000	USED ON CODE	REF FIG NO.
2–	CPU ASSEMBLY (120V)	55CAA–XE		A	1,21, 22,24, 25
	CPU ASSEMBLY (240V)	52CAA–XJ		B	1,21 22,24, 25
1	*Cabinet Assembly,	70–28050–01			
2	*CABINET ASSEMBLY, CPU	BA22A–B9			3
3	*Power Entry Box, AC (120V 24A)	00888–A		A	
4	*Power Entry Box, AC (240V 12A)	00888–B		B	
5	*Panel, End	70–19485–00			
6	*DOOR ASSEMBLY, REAR (36 inch)	70–28053–01			
6A	**Hinge, Pull	12–20203–02			
6B	**Latch, Turn–Grip	12–24095–01			
7	*Housing Assembly, Disk	70–27929–01			
8	*DOOR ASSEMBLY, FRONT (36 inch)	70–28052–01			
8A	**Hinge, Pull	12–20203–02			
8B	**Latch, Turn–Grip	12–24095–01			
8C	**Filter, Foam	12–11255–32			
9	*Trough, Cable	70–28912–01			
10	*Medallion, VAXft System (Tall Cabinet)	74–43261–01			
11	*Cable Assembly, Molded Shielded 50 Cond	17–02194–01			
12	*Cable Assembly, Oval 6 Cond	17–00811–05			
13	*Cord, Power 30 inches	17–04442–38			
14	*Shunt, Dip 12 Position	12–18231–10			
15	*Label, “Power Cord”	36–36761–01			
16	* DOOR ASSEMBLY, LOWER FRONT	70–28928–01			
16A	**Hinge, Pull (Top)	12–20203–01			
16B	**Hinge, Pull (Bottom)	12–20203–02			
16C	**Filter, Foam	12–11255–33			
16D	**Latch, Turn–Grip	12–24095–01			
17	*Cover Assembly, Top	70–28056–01			
18	*Bracket, Mounting (Left)	74–42482–01			
19	*Bracket, Mounting (Right)	74–42482–02			
20	*Button, Key	74–42411–01			
21	*Nut, Kep 1/4–20	90–08203–00			
22	*Bracket, Front	74–42610–01			
23	*Logo, digital™	74–43485–01			
24	*Cable Assembly, 25 D–Sub 25 Cond	17–03069–01			
25	*Module, Fault Tolerant 70 NS Dual CPU (T3007)	KA550–AA			
26	*Module, 32MB ECC Single Memory 1MB DRAM	MS520–BA			
27	*Adaptor, Fault Tolerant Ethernet/DSSI	KFE52–AA			
28	*Filler, Test Module	T3999–AA			
29	*Cable Assembly, ESD Wrist Strap	12–24023–04			
30	*Cover, Base	74–42158–01			

FIG.& ITEM NO.	DESCRIPTION	A DEC PART NO.	ECO CUT-IN 55CAA 00000	USED ON CODE	REF FIG NO.
2-					
31	*Cable Assembly, 6 Cond	17-03073-01			
32	*Connector, D-Sub to MMJ	12-23599-09			
33	* Door Assembly, Front Upper	70-28930-01			
34	*Connector, 25 Position D-Sub	12-15336-08			
35	*Screw, Sems Hex Hd No. 10-32 x 1/2	90-09988-05			
36	*Screw, Sems Pan Hd No. 6-32 x 3/8	90-09984-00			
37	*Tray, Tape Loader	74-43072-01			
38	*Bracket, Summary Panel Connector	74-43379-01			
39	*Bracket, Extension Summary Panel	74-43074-01			
40	*Cover, Extension Panel	74-43510-01			
41	*Screw Lock	90-08451-05			
42	*Bezel Assembly	70-28971-01			
43	*Nut, Kep No. 6-32	90-06560-00			
44	*Washer, Flat	90-06656-00			
45	*Spacer, Threaded Hex No. 6-32 x 3/4	90-06571-00			
46	*Clip, Flat Cable w/Adhesive Back	12-15843-01			
47	*Finger, Non-Snag Grounding	12-26922-01			
48	*Washer, Flat	90-06664-00			
49	*Washer, Lock	90-07651-00			
50	*Nut, Kep No. 10-32	90-06565-00			
51	*Label, Canada (120V)	36-23878-64		A	
52	*Label, Canada (240V)	36-23878-65		B	
53	*Nut, U-Type No. 10-32	90-07786-00			
54	*Screw, Sems Hex Hd No. 10-32 x 5/8	90-08323-00			
55	*Grommet, Strip	90-09718-02			
56	*Clip, Flat Cable w/Adhesive Back	12-15843-02			
57	*Clamp, Cable U-Clip Adhesive Back	90-09771-02			
58	*Screw, Sems Hex Hd No. 10-32 x 3/8	90-09985-02			
59	*Grommet, Strip	90-09718-03			
60	*Grommet, Strip	90-09718-05			
61	*CANISTER ASSEMBLY, RF31 DISK DRIVE	RF31-JA			15
62	*CANISTER ASSEMBLY, RF72 DISK DRIVE	RF72-JA			17
63	*Tape Subsystem, TF857 Magazine (18 Gb) (See Note)	TF857-CA			
64	*CANISTER ASSEMBLY, TF70C DISK DRIVE	TF70C-JA			19
	*CANISTER ASSEMBLY, TF85C DISK DRIVE	TF85C-AA			20
65	*Label, Ground Symbol	36-13272-00			
66	*Module, Summary Panel	54-19481-01			
67	*Label, "Attention Pre-installed Software"	36-28979-01			
68	*Cable, Ground	12-13756-07			
	<p>NOTE: For removal procedure and replacement parts see TF857 Service Manual, Order Number: EP-TF857-SM.</p>				

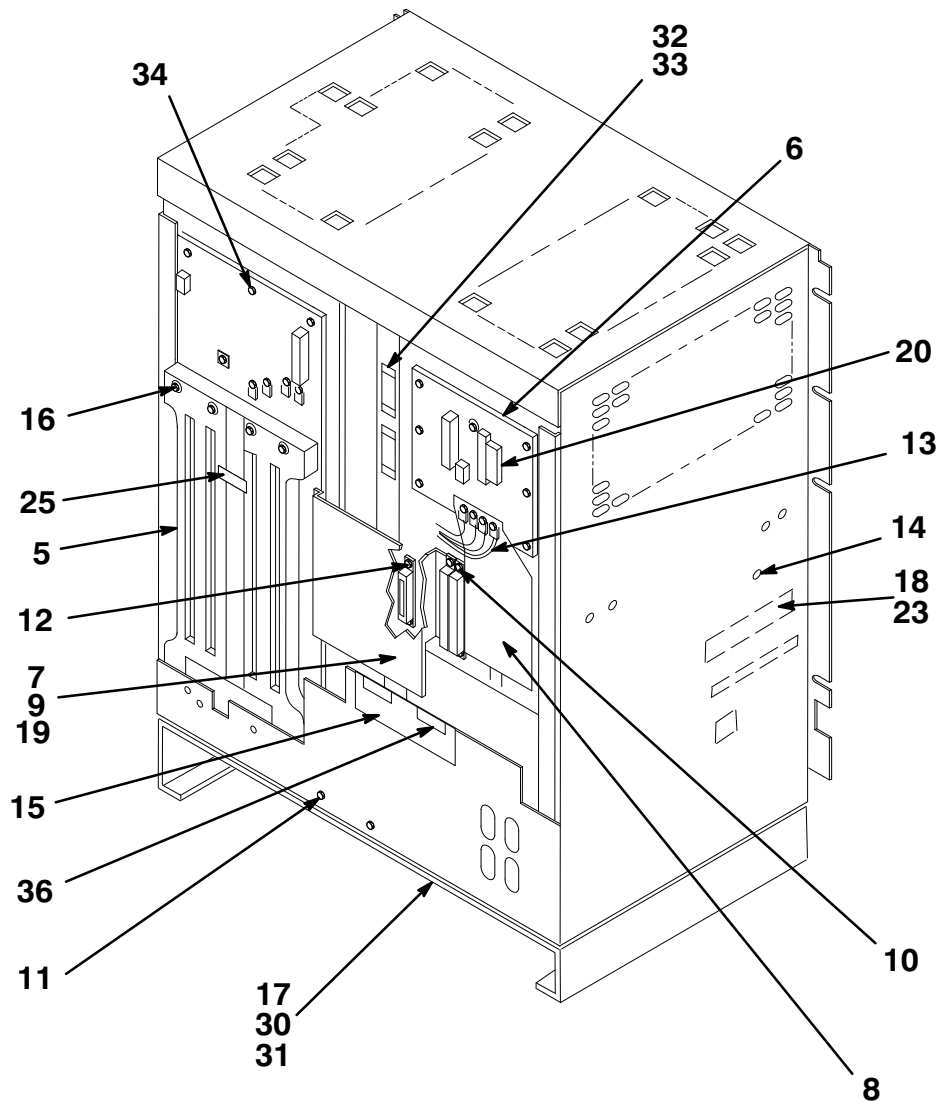


THIS PAGE INTENTIONALLY LEFT BLANK



VFT61X-03-IL

**Figure 3. Cabinet Assembly, CPU (Sheet 1 of 2)**



SHOWN WITH BACK  
PANEL REMOVED

A

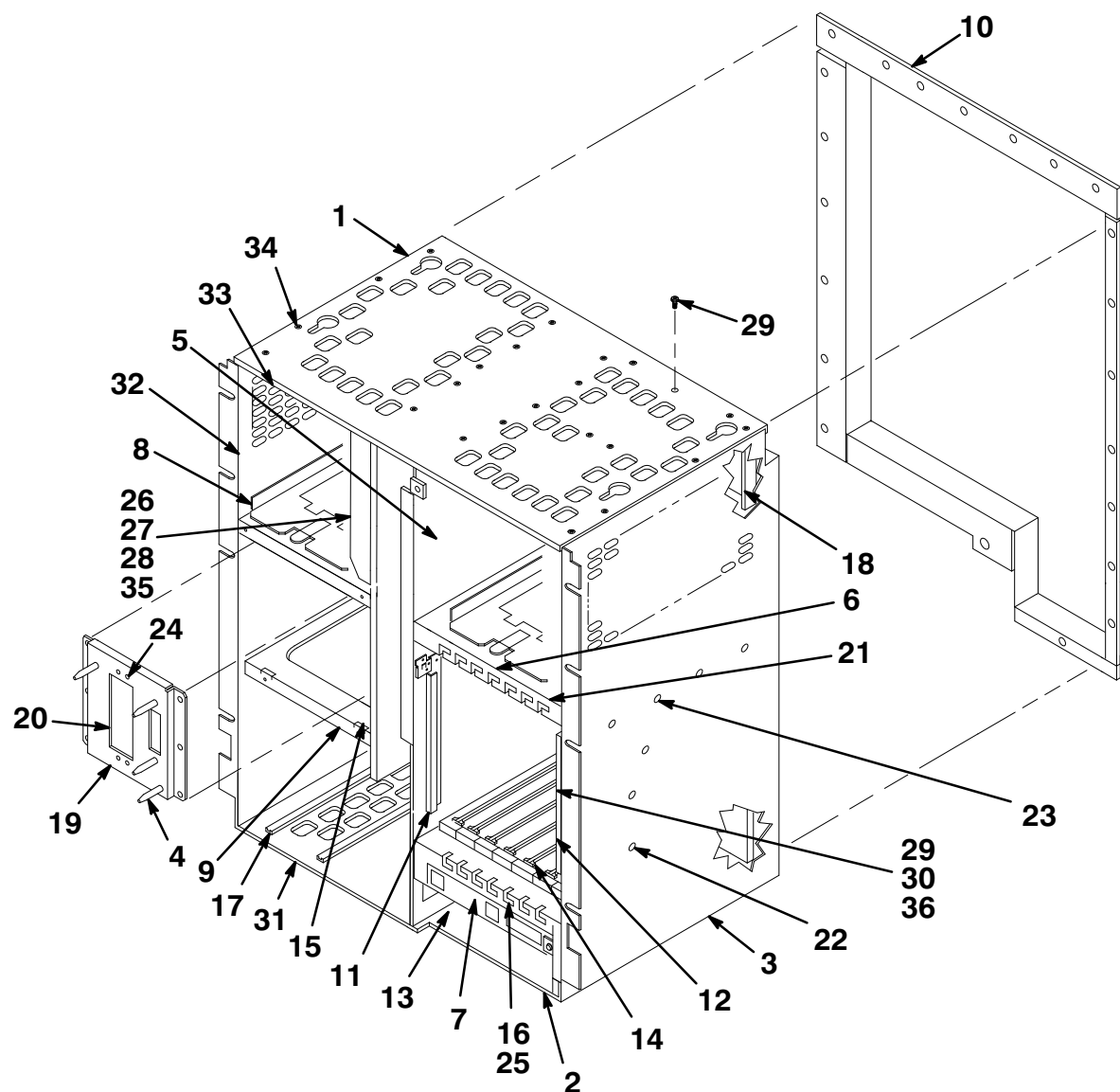
VFT61X-03A-IL

Figure 3. Cabinet Assembly, CPU (Sheet 2 of 2)

FIG.& ITEM NO.	DESCRIPTION	DEC PART NO.	ECO CUT-IN BA22A 00002	USED ON CODE	REF FIG NO.
3-	CABINET ASSEMBLY, CPU (120/240V)	BA22A-B9			2
1	*FRAME ASSEMBLY, MAIN	70-25598-01			4
2	*Transformer, Power 50/60 Hz 42V DC/90V AC	16-28974-01			
	*Cover Assembly, Battery (48V)	70-28974-01			
3	*BOX ASSEMBLY, AC INPUT (120V 50/60 Hz)	H407-A			5
4	*POWER SUPPLY ASSEMBLY, REGULATOR	H7233-AA			6
5	*BACKPLANE ASSEMBLY	70-27877-01			8
6	*Module, Backplane Drive	54-19260-01			
7	*Circuit, Power Flex	17-02175-01			
8	*Circuit, Power Flex	17-02176-01			
9	*Nut, Hex Ext Tooth Lockwasher 10-32	90-06565-00			
10	*Screw, Machine Pan Hd No. 6-32 x 1/2	90-06024-01			
11	*Screw, Sems Hex Hd No. 10-32 x 5/8	90-09988-17			
12	*Screw, Machine Pan Hd No. 4-40 x 1/4	90-08301-01			
13	*Harness Assembly, 4 Conductor 10 AWG w/Ring	17-02687-01			
14	*Label, "TUV BG"	36-33131-01			
15	*Plate, Shield	74-41983-01			
16	*Screw, Sems Pan Hd No. 10-32 x 7/16	90-09282-00			
17	*Washer, Flat	90-06668-00			
18	*Label, "Serial/Power Universal"	36-17574-58			
19	*Screw, Sems Pan Hd No. 6-32 x 3/8	90-09984-00			
20	*Connector, Filtered Terminal	12-28976-01			
21	*FAN ASSEMBLY	70-26102-01			9
22	*Module, Console Protection	54-19491-01			
23	*Label, "Serial/Power, Univ, USA UR/CSA"	36-17674-46			
24	*Finger, Non-Snag Grounding	12-26922-01			
25	*Panel Assembly, Cover	70-28922-01			
26	*Screw, Sems Hex Hd No. 6-32 x 1/4	90-09988-12			
27	*Screw, Shoulder No. 8-32	12-27034-01			
28	*Screw, Machine No. 4-40 x 5/16	12-15243-00			
29	*Panel, Summary	74-40394-01			
30	*Base, Rackmount (Weldment)	70-28000-01			
31	*Screw, Sems Pan Hd No. 10-32 x 3/4	90-09228-10			
32	*Clamp, Adhesive Mount Cable	12-15911-00			
33	*Screw, Machine Flat Hd No. 6-32 x 5/16	90-08404-02			
34	*Screw, Sems Hex Hd No. 10-32 x 1/2	90-09988-05			
35	*Battery Assembly, 48V 8A Lead Acid	30-29639-01			
36	*Shield, EMI/RFI Strip Clip-On	12-22380-17			
37	*Cable Tie	90-07032-00			
	ITEMS (Not Shown)				
	*Cable Tie	90-07031-00			
	*Screw, Machine No. 10-32 x 1/4	90-10971-01			

FIG.& ITEM NO.	DESCRIPTION	<sup>c</sup> DEC PART NO.	ECO CUT-IN BA22A 00002	USED ON CODE	REF FIG NO.
3-	LABEL (Not Shown)				
	*Label, "Ground Symbol Black"	36-12680-00			
	CABLE/HARNESS ASSEMBLIES (Not Shown)				
	*Cable Assembly, Jumper	17-02854-01			
	*Cable Assembly, Flat 14 Conductor	17-02121-01			
	*Cable Assembly, Flat 50 Conductor	17-02122-01			
	*Cable Assembly, 34 Conductor Flat	17-02120-01			
	*Cable Assembly, Flat 24 Conductor	17-02254-01			
	*Harness Assembly, Wire 12 Conductor 22 AWG	17-02266-01			
	*Harness Assembly, Wire 9 Conductor 22 AWG	17-02258-01			
	*Harness Assembly, Wire 16 Conductor 22 AWG	17-02435-01			

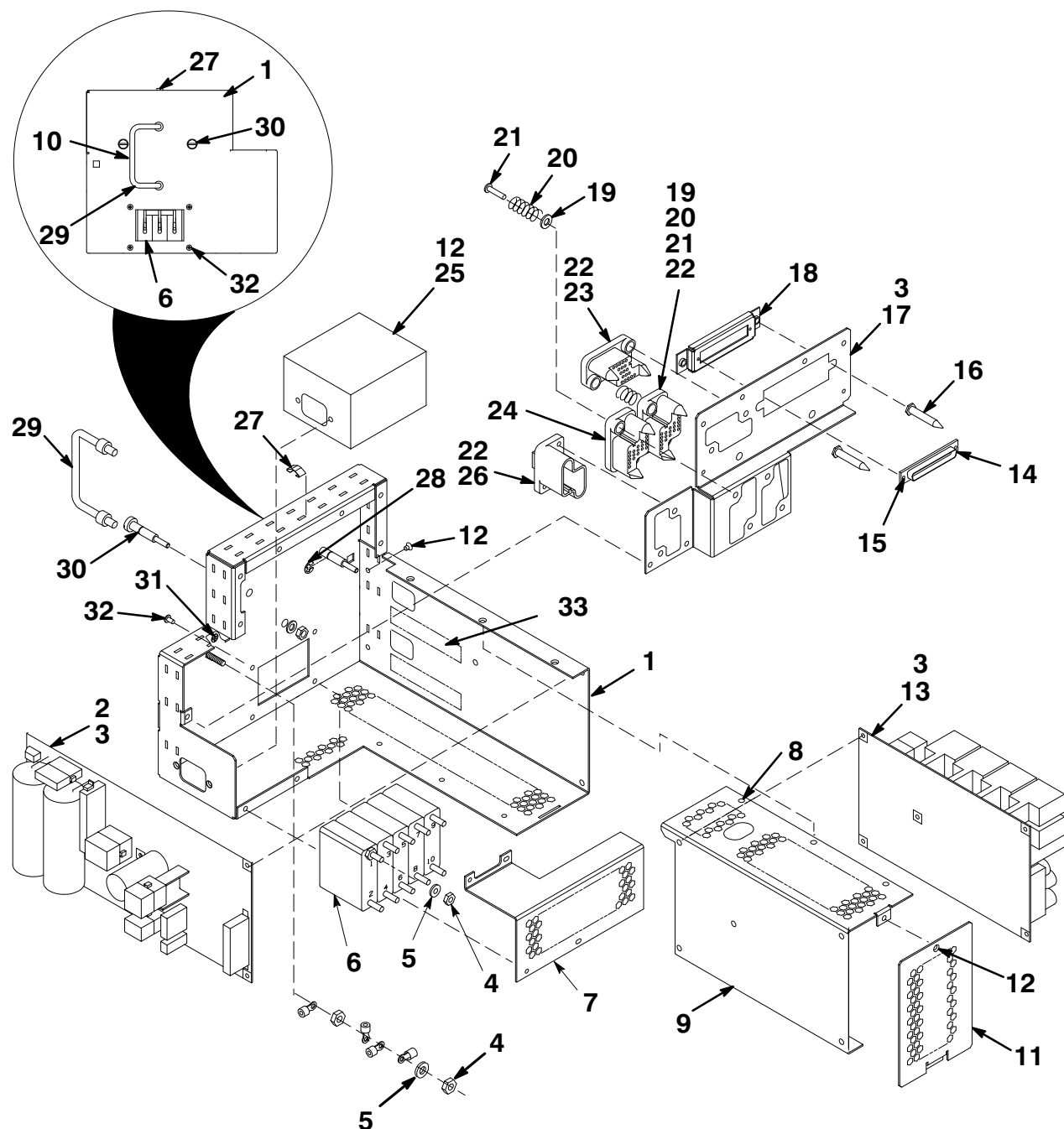




VFT61X-04-IL

**Figure 4. Frame Assembly, Main**

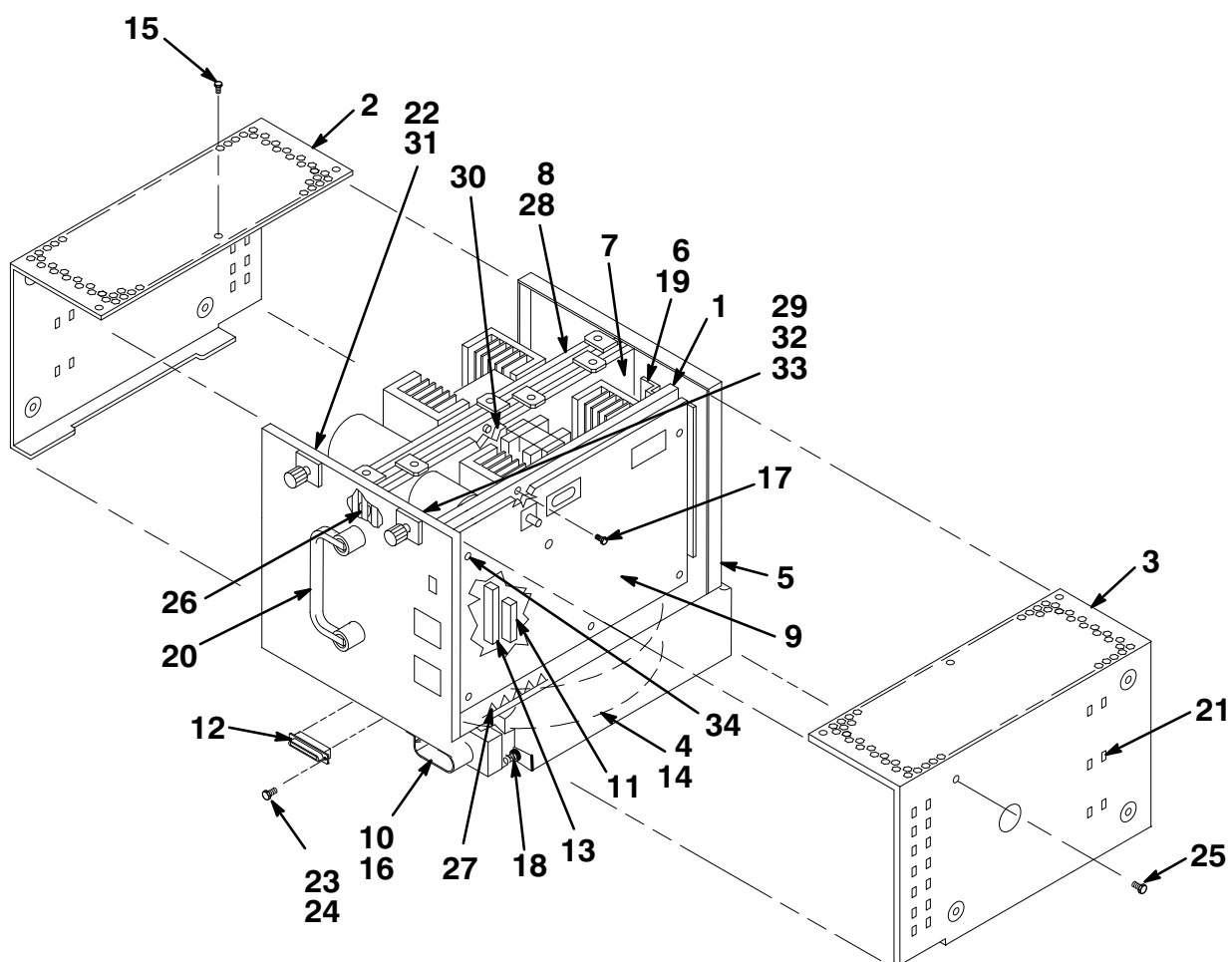
FIG.& ITEM NO.	DESCRIPTION	DEC PART NO.	ECO CUT-IN 70-25598 00001	USED ON CODE	REF FIG NO.
4-	FRAME ASSEMBLY, MAIN	70-25598-01			3
1	*Cover, Top	74-36403-01			
2	*Panel, Bottom (Weldment)	70-26149-01			
3	*Panel, Right Side	74-36405-01			
4	*Pin, Guide	74-36406-01			
5	*Panel, Right Center	74-36407-01			
6	*Support, Top Card Cage	74-36409-01			
7	*Support, Bottom Card Cage (Weldment)	70-26144-01			
8	*Support, Left Disk	74-36410-01			
9	*Support, Power Supply (Weldment)	70-26148-01			
10	*Panel, Rear (Weldment)	70-27938-01			
11	*Shield, Left	74-37711-01			
12	*Shield, Right	74-37712-01			
13	*Guide	74-36824-01			
14	*Guide, Single Slot Card Cage	74-36055-01			
15	*Guide, BBU Snap-In	74-37320-01			
16	*Clip, ESD	74-37708-01			
17	*Guide, Card	12-26912-01			
18	*Bracket, Top Backplane	74-36895-01			
19	*Bracket, Connector Support	74-36784-01			
20	*Bracket, Floating Connector	74-36823-01			
21	*Baseplate Assembly, Canister	70-27903-01			
22	*Rivet, Blind	90-00030-47			
23	*Rivet, Blind Brazier	90-00030-48			
24	*Nut, Hex No. 6-32	90-08957-00			
25	*Screw, Machine Truss Hd No. 6-32 x 1/4	90-09100-03			
26	*Plate, BBU Shielding	74-41193-01			
27	*Finger, Non-Snag Grounding	12-26922-01			
28	*Rivet, Blind Flush	90-08521-00			
29	*Screw, Sems Pan Hd No. 6-32 x 5/16	90-00049-22			
30	*Shield, EMI/RFI Strip Clip-On	12-22380-11			
31	*Shield, EMI/RFI Finger	12-20580-09			
32	*Bracket, Side Shield	74-41141-01			
33	*Bracket, Top Right Shield	74-41139-01			
34	*Rivet, Dome Head	90-09626-00			
35	*Nut, Hex Ext Tooth Lockwasher No. 4-40	90-06557-00			
36	*Clip, FCC Fingerstock	12-26340-01			



VFT61X-05-IL

Figure 5. Box Assembly, AC Input

FIG.& ITEM NO.	DESCRIPTION	<sup>B</sup> DEC PART NO.	ECO CUT-IN H407 00001	USED ON CODE	REF FIG NO.
5-	BOX ASSEMBLY, AC INPUT (120V 50/60 Hz)	H407-A			3,11
1	*Box, AC (Weldment)	70-27229-01			
2	*Module, AC Input	54-18784-01			
3	*Screw, Sems Pan Hd No. 6-32 x 5/16	90-09984-07			
4	*Nut, Hex Ext Tooth Lockwasher No. 10-32	90-06565-00			
5	*Washer, Flat	90-06664-00			
6	*Breaker, 5P 7.5A 15A/20A-65V/1	12-28982-01			
7	*Cover, Filter	74-36705-01			
8	*Screw, Machine Flat Hd No. 6-32 x 3/16	90-09749-00			
9	*Cover, AC Box	70-28022-01			
10	*Label, Dry Ink Foil Black	36-27922-01			
	*Label, Kapton Blank	36-27920-01			
	*Label, Over Laminate	36-27921-01			
11	*Cover, AC Rear Chassis	74-40333-01			
12	*Screw, Machine Flat Hd No. 6-32 x 3/8	90-08406-02			
13	*Module, AC Input	54-18760-01			
14	*Harness Assembly, Wire 34 Conductor 22 AWG	17-02095-01			
15	*Screw, Self-Tap Pan Hd No. 4 x 1/4	90-00062-01			
16	*Lock, Spring Retainer	74-38232-01			
17	*Panel, Connector	74-40852-01			
18	*Bracket, Connector Clamp	74-39292-01			
19	*Washer, Flat	90-06714-00			
20	*Spring, Compression	12-17521-00			
21	*Pin, Guide	74-36406-01			
22	*Harness Assembly, Wire 43 Conductor 18 AWG	17-02742-01			
23	*Screw, Sems Pan Hd No 8-32 x 1/2	12-27034-01			
24	*Harness Assembly, Wire 13 Conductor 18 AWG	17-02094-01			
25	*Filter, EMI Line 15A @ 120V AC 7.5A @24	12-29179-01			
26	*Screw, Sems Pan Hd No. 8-32 x 1/2	90-09984-09			
27	*Finger, Non-Snag Grounding	12-26922-01			
28	*Ring, External Retainer	90-09273-02			
29	*Handle, Round 90 Degree Free Fall	12-27116-02			
30	*Lock, AC Chassis	74-38208-01			
31	*Label, "Ground Symbol Black"	36-12680-00			
32	*Screw, Sems Pan Hd No. 6-32 x 1/4	90-00049-01			
33	*Label, Electrical Rating UR CSA H407-A AC	36-20122-19			
	*Label, TUV BG	36-33131-01			
	CABLE/HARNESS ASSEMBLIES (Not Shown)				
	*Cable Assembly, 24 Conductor Flat	17-02750-01			
	*Harness Assembly, Wire 2 Conductor 22 AWG	17-02325-01			
	*Harness Assembly, Wire 3 Conductor 18 AWG	17-02727-01			



VFT61X-06-IL

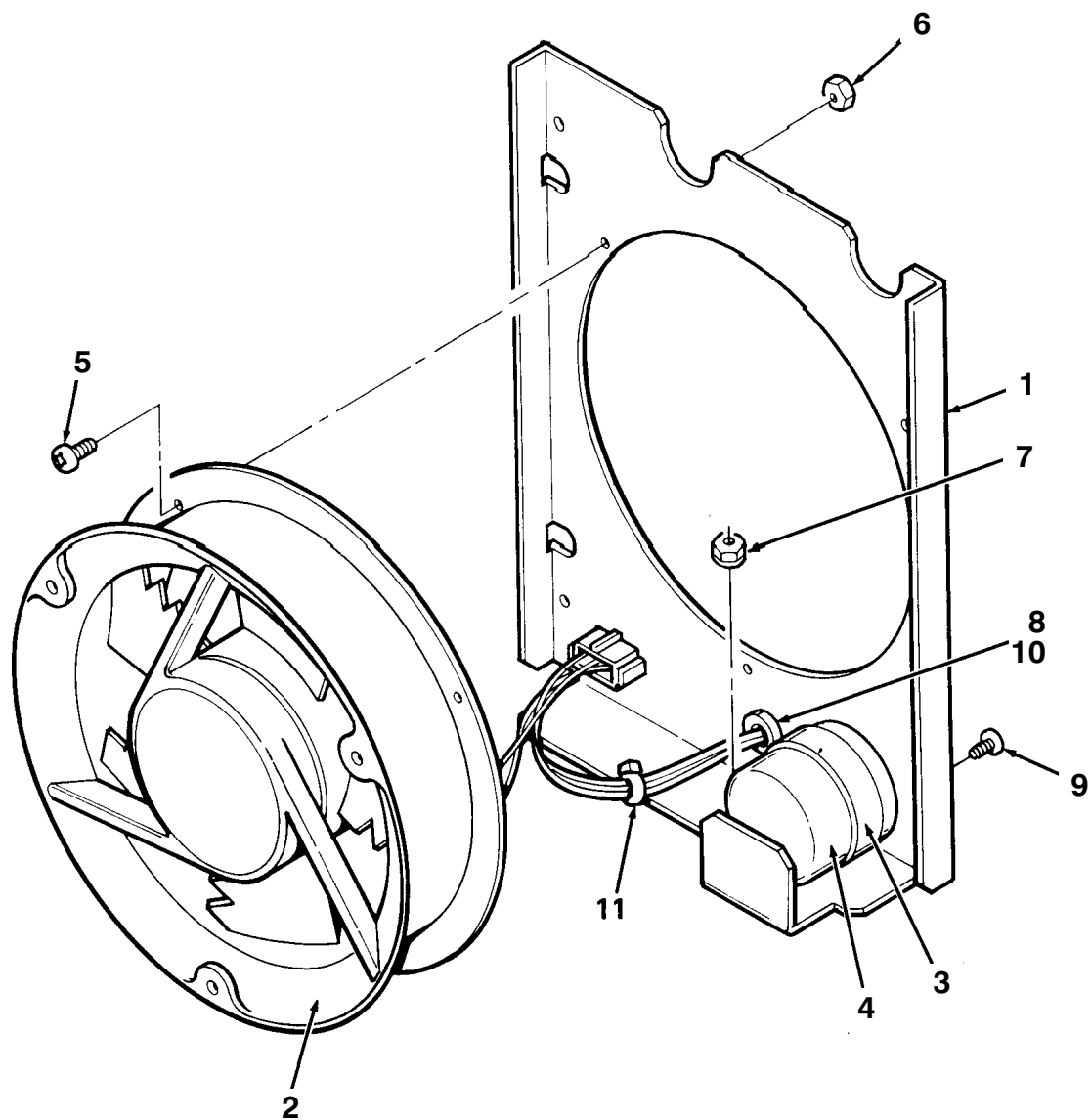
**Figure 6. Power Supply Assembly, Regulator**

FIG.& ITEM NO.	DESCRIPTION	DEC PART NO.	ECO CUT-IN H7233 00004	USED ON CODE	REF FIG NO.
6-	POWER SUPPLY ASSEMBLY, REGULATOR POWER SUPPLY ASSEMBLY, REGULATOR  (Used On Codes Apply To This Figure Only)	H7233-AA H7233-BA		A B	3 11
1	*Plate, Mounting	74-36413-01			
2	*Panel, Left Power Supply	74-36717-01			
3	*Panel, Right Power Supply	74-36718-01			
4	*FAN ASSEMBLY, DC	70-26865-01			7
5	*Chassis, Power Supply (Weldment)	70-26125-01			
6	*Bracket, Floating Signal Connector	74-36785-01			
7	*Module, Logic DC-DC Converter	54-17897-01		A	
8	*Module, PCIM	54-20219-01			
9	*Module, Disk Power Supply	54-18658-01			
10	*Cable Assembly, AC Power	17-02043-01			
11	*Cable Assembly, Regulator	17-02044-01			
12	*Harness Assembly, Wire 5 Conductor 18 AWG	17-02193-01			
13	*Harness Assembly, Wire 34 Conductor 22 AWG	17-02322-01			
14	*Screw, Sems Hex Hd No. 6-32 x 5/16	90-09988-11			
15	*Screw, Machine Flat Hd No. 6-32 x 5/16	90-08404-02			
16	*Tie, Cable	90-07031-00			
17	*Screw, Sems Pan Hd No. 6-32 x 3/8	90-00049-24			
18	*Screw, Sems Hex Hd No. 8-32 x 5/8	90-09988-03			
19	*Nut, Hex Ext Tooth Lockwasher No. 6-32	90-09243-00			
20	*Handle, Round 90 Degree Free Fall	12-27116-02			
21	*Finger, Non-Snag Grounding	12-26922-01			
22	*Shield, EMI/RFI Strip Clip-On	12-22380-06			
23	*Screw, Machine Pan Hd No. 4-40 x 5/16	90-06010-01			
24	*Nut, Hex Ext Tooth Lockwasher No. 4-40	90-06557-00			
25	*Screw, Plastic Slot Hd No. 6-32 x 1/2	90-11058-01			
26	*Bumper, Button	90-11060-01			
27	*Grommet, Caterpillar	12-25469-10			
28	*Washer, Flat Nylon	90-06707-00			
29	*Washer, Flat	90-06661-00			
30	*Washer, Split Helical	90-06690-00			
31	*Nut, Hex Ext Tooth Lockwasher 8-32	90-10154-00			
32	*Shield, RFI Gasket	12-28686-08			
33	*Shield, PCIM	74-41750-01			
34	*Screw, Sems Pan Hd No. 6-32 x 1/4	90-10174-00			
	ITEM (Not Shown)				
	*Washer, Split	90-06688-00			

FIG.& ITEM NO.	DESCRIPTION	DEC PART NO.	ECO CUT-IN H7233 00004	USED ON CODE	REF FIG NO.
6-	LABELS (Not Shown)				
	*Label, "Ground Symbol Black"	36-12680-00			
	*Label, "Electrical Rating UR, CSA H7233"	36-20122-17		A	
	*Label, "Electrical Rating, UR CSA, H7234"	36-20122-18		B	
	*Label, "TUV BG"	36-33131-01			
	*Label, "Power Supply DC H7233-AA"	36-33147-01		A	
	*Label, "DC Power Supply H7233-BA"	36-33147-02		B	
	*Label, Kapton Blank	36-27920-01			
	*Label, Laminated Over	36-27921-01			
	*Label, Dry Ink Foil Black	36-27922-01			

**THIS PAGE INTENTIONALLY LEFT BLANK**

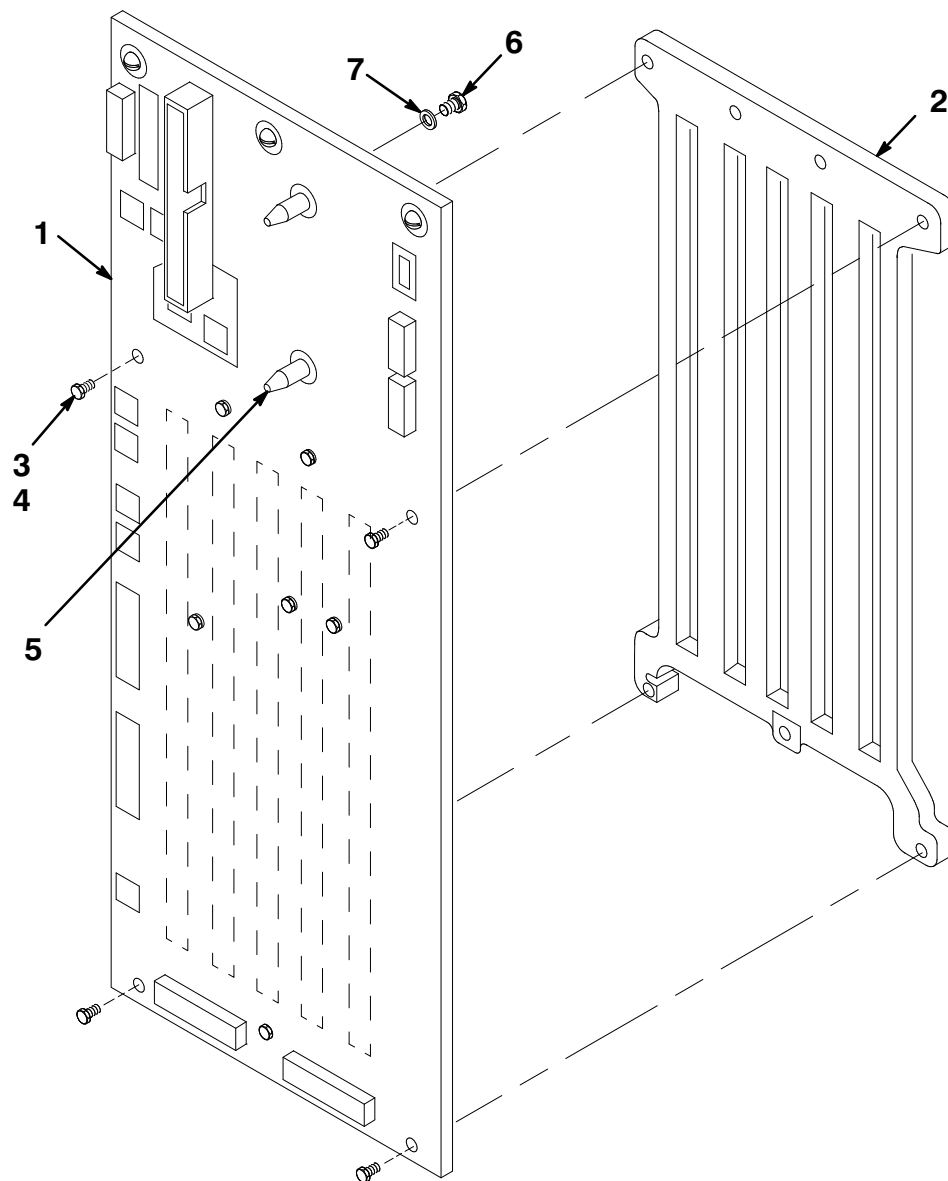




VFT61X-07-SC

**Figure 7. Fan Assembly, DC**

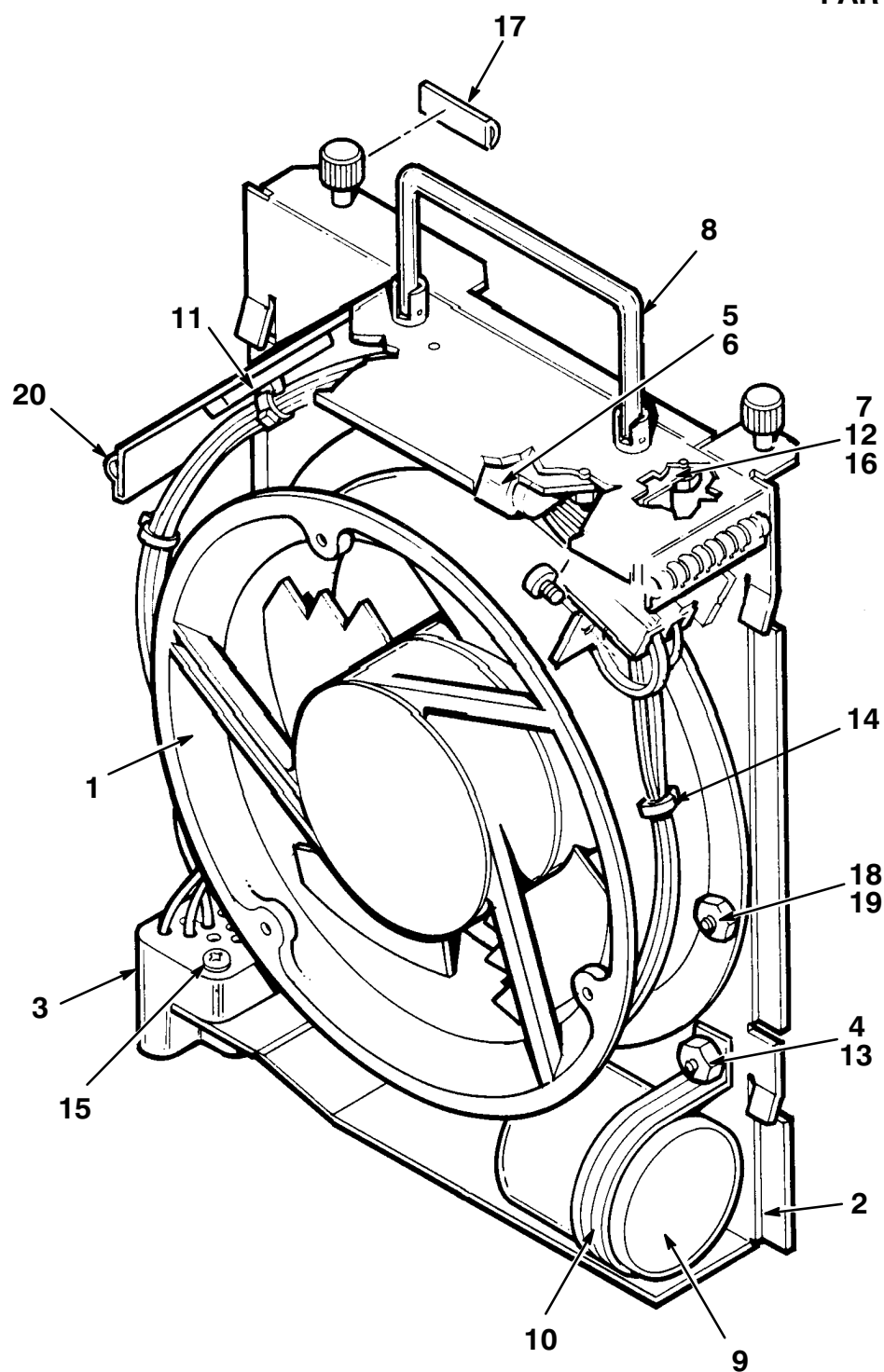
FIG.& ITEM NO.	DESCRIPTION	DEC PART NO.	ECO CUT-IN 70-26865 00000	USED ON CODE	REF FIG NO.
7-	FAN ASSEMBLY, DC	70-26865-01			6
1	*Bracket, Power Supply Fan	74-36719-01			
2	*Fan, Tube Axial 48 VDC	12-23374-09			
3	*Clamp, Single Loop Cushioned	12-32738-01			
4	*Capacitor, 2800 MFD 55V +/-20% 85C	10-14337-00			
5	*Screw, Machine Pan Hd No. 6-32 x 3/4	90-06026-01			
6	*Nut, Well No. 8-32	90-10115-00			
7	*Nut, Hex Ext Tooth Lockwasher No. 10-32	90-06565-00			
8	*Grommet, Round Rubber	90-07028-00			
9	*Screw, Sems Truss Hd No. 10-32 x 1/4	90-00049-02			
10	*Grommet, Polymide Caterpillar	90-07035-00			
11	*Tie, Cable	90-07031-00			



VFT61X-08-IL

**Figure 8. Backplane Assembly**

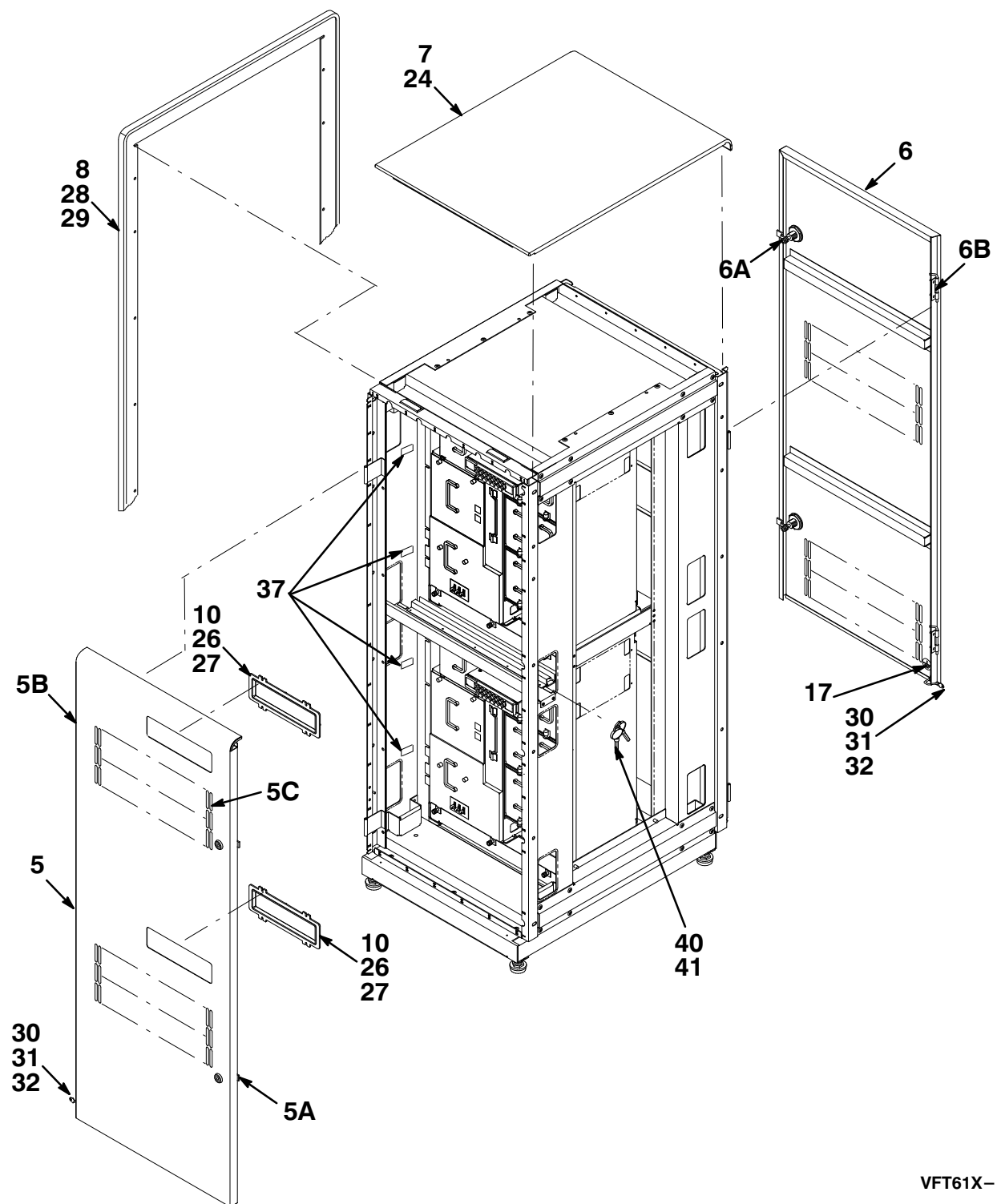
FIG.& ITEM NO.	DESCRIPTION	A DEC PART NO.	ECO CUT-IN 70-27877 00000	USED ON CODE	REF FIG NO.
8-	BACKPLANE ASSEMBLY	70-27877-01			3
1	*Module, Logic	54-19487-01			
2	*Casting, Backplane Stiffener	74-39958-01			
3	*Washer, Flat	12-19044-02			
4	*Screw, Self-Tap Truss Hd No. 6 x 1/2	90-00063-13			
5	*Pin, Backplane Guide	74-36892-01			
6	*Screw, Machine Pan Hd No. 8-32 x 5/16	90-06036-01			
7	*Washer, Split Helical	90-06690-00			



VFT61X-09-SC

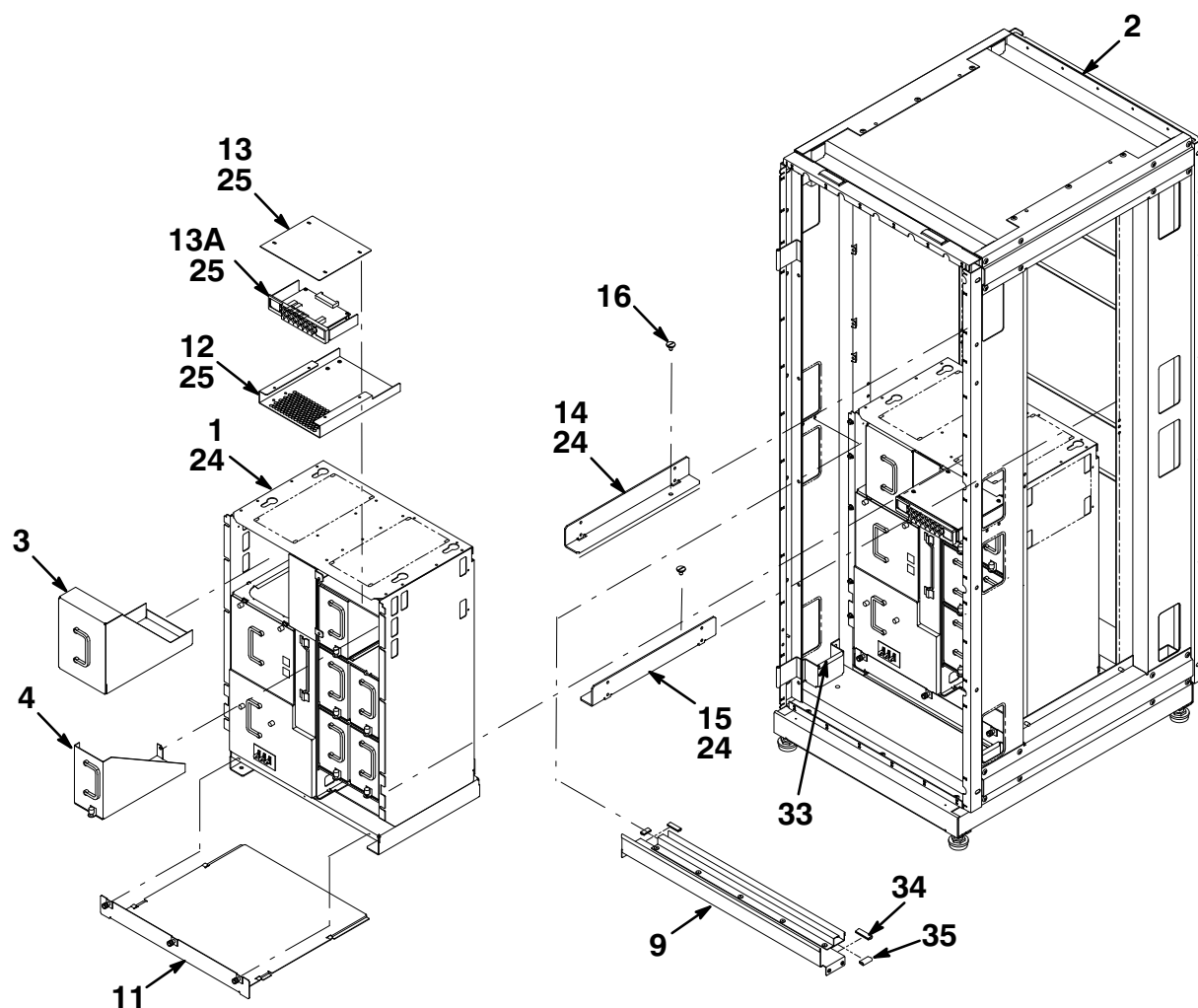
**Figure 9. Fan Assembly**

FIG.& ITEM NO.	DESCRIPTION	<sup>B</sup> DEC PART NO.	ECO CUT-IN 70-26102 00001	USED ON CODE	REF FIG NO.
9-	FAN ASSEMBLY	70-26102-01			3
1	*Fan, Tube Axial 48 VDC	12-23374-09			
2	*Panel, Fan Logic	74-36414-01			
3	*Harness Assembly, Wire 7 Conductor 22 AWG	17-02265-01			
4	*Nut, Hex Ext Tooth Lockwasher No. 8-32	90-06563-00			
5	*Battery, 3 Cell 3.75V .18 MA Nicad	12-19245-02			
6	*Holder, Battery Pack	74-33477-01			
7	*Indicator, Magnetic Cable Assembly	12-23344-04			
8	*Handle, Round 90 Degree Free Fall	12-27116-02			
9	*Capacitor, 2800 MFD 55V +/- 20% 85C	10-14337-00			
10	*Clamp, Single Loop Cushioned	12-32738-01			
11	*Mount, Adhesive Backed Cable Tie	90-08264-00			
12	*Bracket, Sensor	74-40399-01			
13	*Screw, Sems Truss Hd No. 10-32 x 1/4	90-00049-02			
14	*Tie, Cable	90-07031-00			
15	*Screw, Sems Pan Hd No. 8-32 x 1/2	90-09545-01			
16	*Nut, Hex Ext Tooth Lockwasher No. 4-40	90-06557-00			
17	*Strip, Contact	12-19557-03			
18	*Screw, Machine Flat Hd No. 6-32 x 3/4	90-00039-11			
19	*Nut, Hex Ext Tooth Lockwasher No. 6-32	90-06560-00			
20	*Shield, EMI/RFI Strip Clip-On	12-22380-17			



VFT61X-10-IL

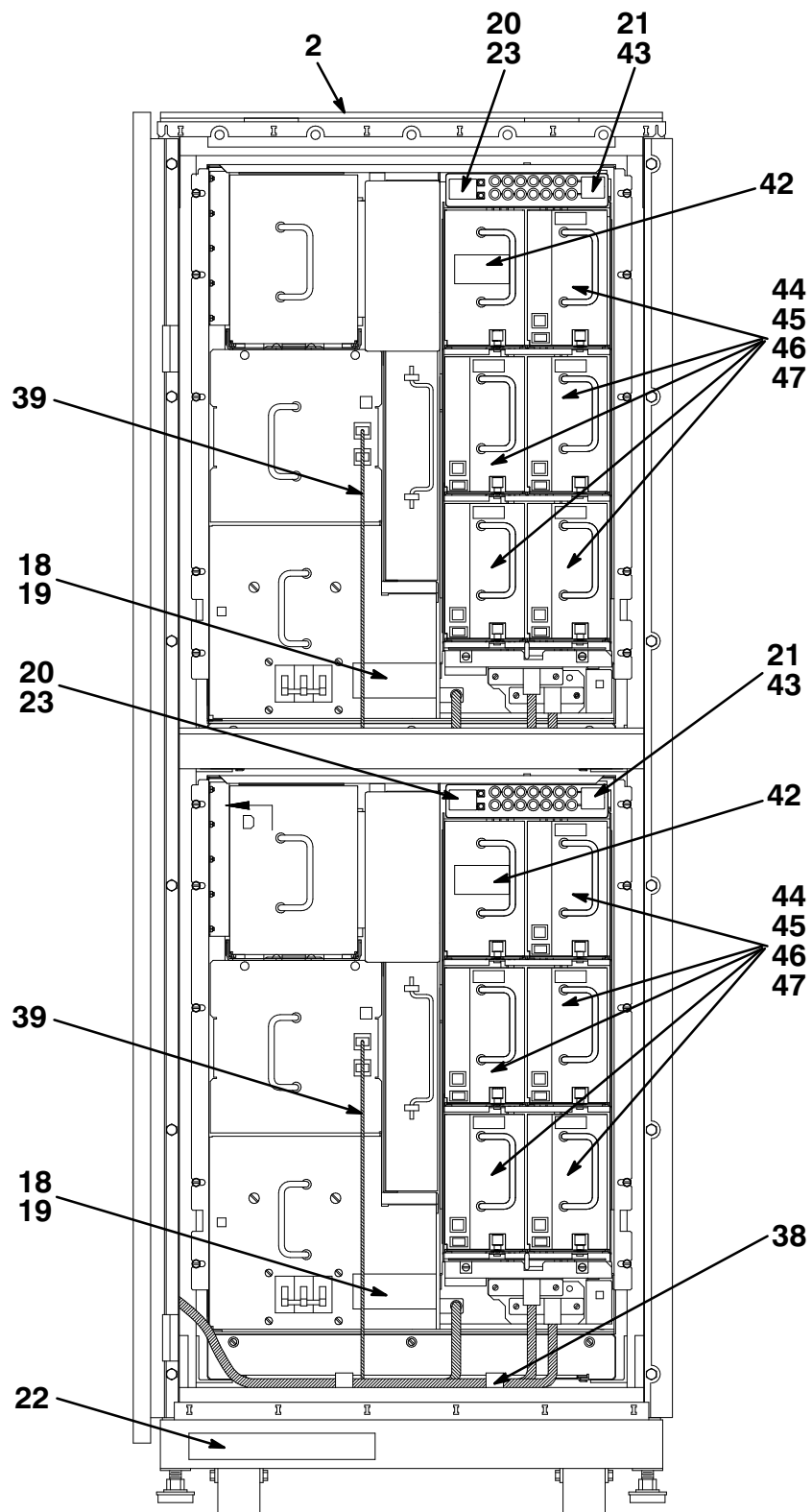
**Figure 10. Cabinet Assembly, Expander (Sheet 1 of 3)**



VFT61X-10A-IL

Figure 10. Cabinet Assembly, Expander (Sheet 2 of 3)





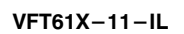
VFT61X-10B-IL

**Figure 10. Cabinet Assembly, Expander (Sheet 3 of 3)**

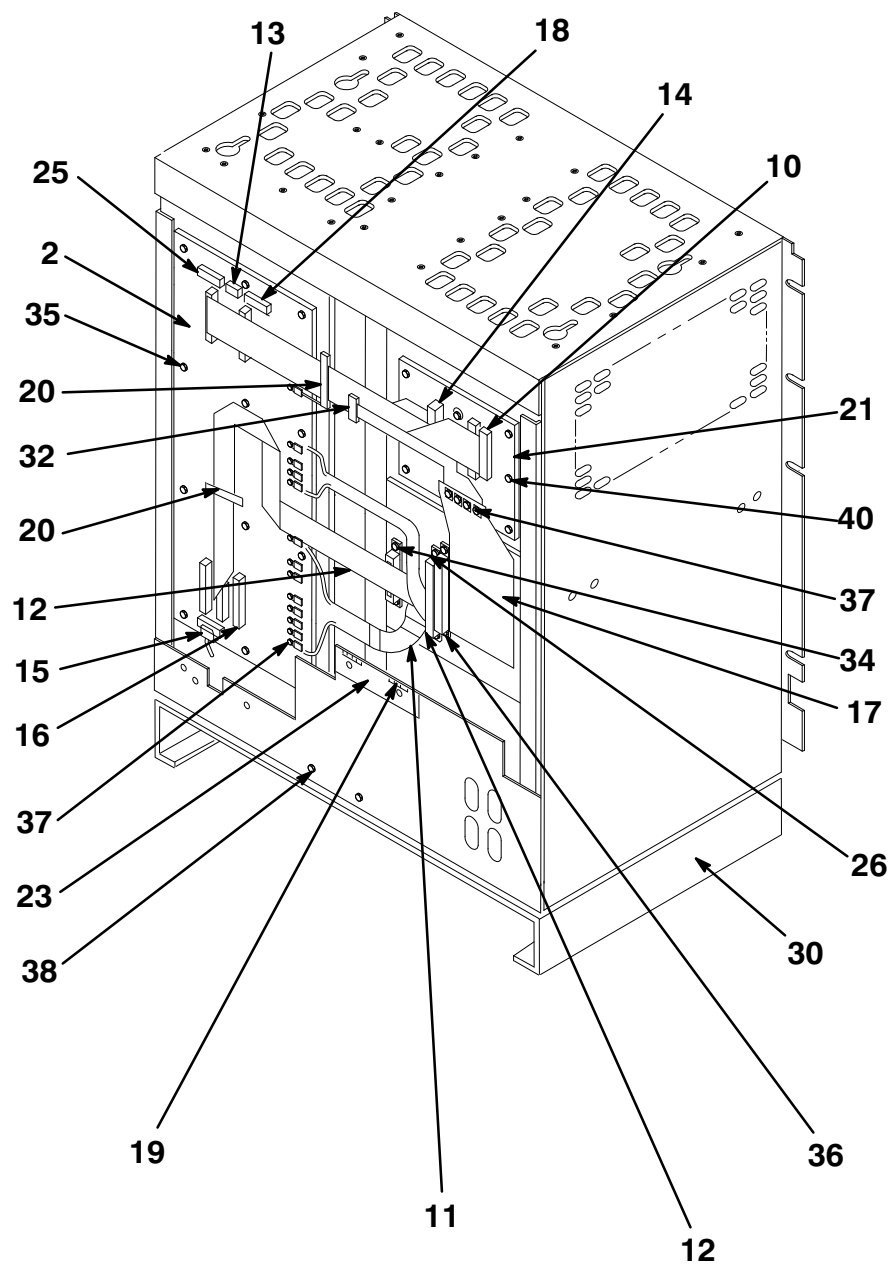
FIG.& ITEM NO.	DESCRIPTION	DEC PART NO.	ECO CUT-IN BA22E-A 00000	USED ON CODE	REF FIG NO.
10-	CABINET ASSEMBLY, EXPANDER	BA22E-AA			1,22, 23,24 25
1	*CABINET ASSEMBLY, DISK	BA22B-C9			11
2	*Cabinet Assembly	70-28051-01			
3	*Housing Assembly, Disk Canister (Blank)	70-27929-01			
4	*Housing Assembly, Disk Canister (Blank)	70-27928-01			
5	*DOOR ASSEMBLY, FRONT	70-28054-01			
5A	**Latch, Turn-Grip	12-24095-01			
5B	**Hinge, Pull	12-20203-02			
5C	**Filter, Foam	12-11255-32			
6	*DOOR ASSEMBLY, REAR	70-28055-01			
6A	**Latch, Turn-Grip	12-24095-01			
6B	**Hinge, Pull	12-20203-02			
7	*Cover, Top	70-28913-01			
8	*Frame Assembly, Expander	70-20305-00			
9	*Trough, Cable	70-28912-01			
10	*Bezel Assembly	70-28971-01			
11	*Cover, Base	74-41258-01			
12	*Bracket, Summary Panel Extention	74-43073-01			
13	*Cover, Summary Panel Extention	74-43073-01			
13A	*PANEL ASSEMBLY, SUMMARY	70-28923-01			14
14	*Bracket, Mounting (Left)	74-42411-01			
15	*Bracket, Mounting (Right)	74-42411-02			
16	*Button, Key	74-42411-01			
17	*Label, Ground Symbol	36-13272-00			
18	*Label, "Warning Equipment Rating (100-120V)"	36-27905-16			
19	*Label, "Warning Equipment Rating (220-240V)"	36-27905-17			
20	*Label, "Summary Panel Expander"	36-33148-01			
21	*Label, "Summary Panel Expander"	36-33148-03			
22	*Label, "BA22E Expander"	36-27838-66			
23	*Label, "Summary Panel Expander"	36-33148-04			
24	*Screw, Sems Hex Hd No. 10-32 x 1/2	90-09988-05			
25	*Screw, Sems Hex Hd No. 6-32 x 3/8	90-09984-00			
26	*Nut, Kep No. 6-32	90-06560-00			
27	*Washer, Flat	90-06656-00			
28	*Nut, Kep No. 1/4-20	90-08203-00			
29	*Screw, Mach Hex Hd No. 1/4-20 x 3/4	90-06243-09			
30	*Nut, Kep No. 10-32	90-06565-00			
31	*Washer, Flat	90-06664-00			
32	*Washer, Lock	90-07651-00			
33	*Grommet, Strip	90-09718-02			
34	*Grommet, Strip	90-09718-03			
35	*Grommet, Strip	90-09718-05			

FIG.& ITEM NO.	DESCRIPTION	DEC PART NO.	ECO CUT-IN BA22E-A 00000	USED ON CODE	REF FIG NO.
10-					
36	*Clamp, Cable U-Clip Adhesive Back(Not Shown)	90-09771-02			
37	*Clip, Flat Cable w/Adhesive Back	12-15843-01			
38	*Clip, Flat Cable w/Adhesive Back	12-15843-02			
39	*Cable Assembly, Oval 4 Cond	17-02285-02			
40	*Key, Cabinet Door	12-26339-01			
41	*Tie, Cable 3/4 inch	90-07031-00			
42	*Label, "Attention Pre-Installed Software"	36-28979-01			
43	*Label, "Summary Panel Exp"	36-33148-02			
44	*CANISTER ASSEMBLY, RF31 DISK DRIVE	RF31-JA			15
45	*DISK ASSEMBLY, RF31-EA	RF31-KA			16
46	*CANISTER ASSEMBLY, RF72 SHOCK MOUNTED	RF72-JA			17
47	*DISK ASSEMBLY, RF72-EA	RF72-KA			18

THIS PAGE INTENTIONALLY LEFT BLANK



**1**

**A**

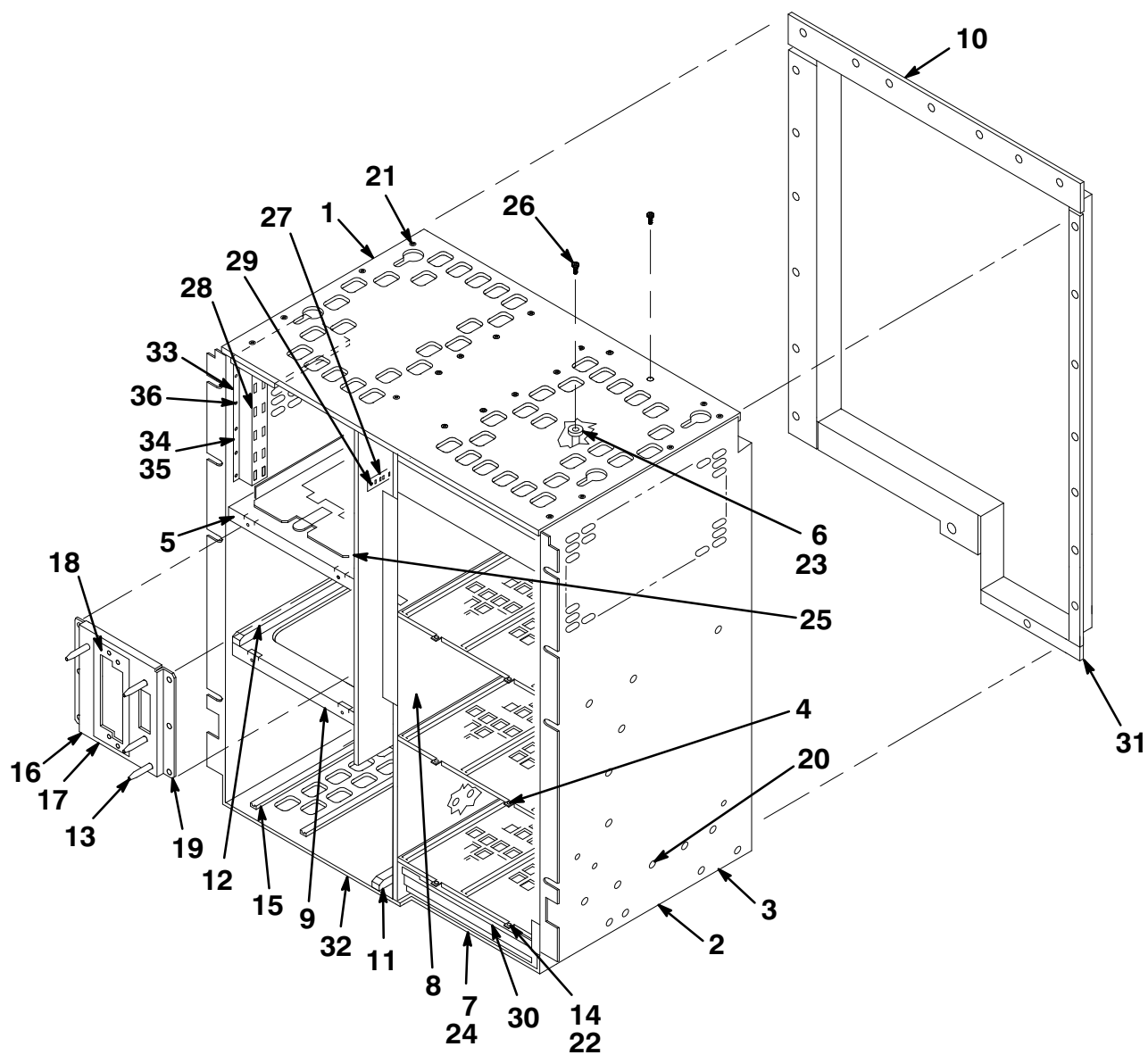
FTV3410-16A-IL

**Figure 11. Cabinet Assembly, Disk (Sheet 2 of 2)**

FIG.& ITEM NO.	DESCRIPTION	DEC PART NO.	ECO CUT-IN BA22B 00002	USED ON CODE	REF FIG NO.
11 –	CABINET ASSEMBLY, DISK	BA22B – C9			10
1	*FRAME ASSEMBLY, DISK CABINET	70 – 26105 – 01			12
2	*Module, Six Pack Backplane	54 – 19483 – 01			
3	*Transformer, Power 50/60 Hz 42V DC 90V AC	16 – 28974 – 01			
4	*BOX ASSEMBLY, AC INPUT (120V 50/60 Hz)	H407 – A			5
5	*POWER SUPPLY ASSEMBLY, REGULATOR	H7233 – BA			6
6	*Washer, Flat	90 – 06668 – 00			
7	*Battery Assembly, 48V 8A Lead Acid	30 – 29639 – 01			
8	*FAN ASSEMBLY, EXPANDER BOX	70 – 26107 – 01			13
9	*PANEL ASSEMBLY, SUMMARY	70 – 28923 – 01			14
10	*Cable Assembly, Flat 50 Conductor	17 – 02122 – 03			
11	*Harness Assembly, Wire 12 Conductor 12 AWG	17 – 02375 – 01			
12	*Cable Assembly, Flat 37 Conductor	17 – 02120 – 02			
13	*Cable Assembly, Flat 14 Conductor	17 – 02121 – 01			
14	*Cable Assembly, Flat 50 Conductor	17 – 02122 – 02			
15	*Harness Assembly, Wire 11 Conductor 22 AWG	17 – 02363 – 01			
16	*Cable Assembly, 50 Conductor Flat	17 – 02281 – 01			
17	*Circuit, Power Flex	17 – 02176 – 01			
18	*Cable Assembly, Flat 26 Conductor	17 – 02696 – 01			
19	*Shield, EMI/RFI Strip Clip – On	12 – 22380 – 17			
20	*Clamp, Adhesive Mount Cable	12 – 15911 – 00			
21	*Module, Backplane Drive	54 – 19260 – 01			
22	*Nut, Hex Ext Tooth Lockwasher No. 6 – 32	90 – 06560 – 00			
23	*Plate, Shield	74 – 41983 – 01			
24	*Screw, Sems Pan Hd No. 8 – 32 x 5/16	90 – 00049 – 16			
25	*Cable Assembly, Flat	17 – 02045 – 01			
26	*Screw, Machine Pan Hd No. 6 – 32 x 1/2	90 – 06024 – 01			
27	*Label, “TUV”	36 – 33131 – 01			
28	*Panel, Label	74 – 40917 – 01			
29	*Label, “Serial/Power Univ USA UR/CSA”	36 – 17674 – 46			
	*Label, “Serial/Power Univ Made in USA”	36 – 17674 – 58			
30	*Base Assembly, (Rack Mount)	70 – 28000 – 02			
31	*Screw, Machine 6 – 32 x 1/4	90 – 10971 – 01			
32	*Harness Assembly, Wire 4 Conductor w/8 Ring Terminals	17 – 02688 – 01			
33	*Screw, Machine Pan Hd No. M2.5	90 – 10959 – 02			
34	*Screw, Machine Pan Hd No. 4 – 40 x 1/4	90 – 08301 – 01			
35	*Screw, Sems Pan Hd No. 10 – 32 x 3/4	90 – 09228 – 10			
36	*Screw, Machine Pan Hd No. 10 – 32 x 5/8	90 – 06025 – 01			
37	*Screw, Sems Pan Hd No. 6 – 32 x 3/8	90 – 09984 – 00			
38	*Screw, Sems Hex Hd No. 10 – 32 x 5/8	90 – 09988 – 17			
39	*Screw, Machine Flat Hd No. 6 – 32 x 5/16	90 – 08404 – 02			
40	*Screw, Sems Hex Hd No. 10 – 32 x 1/2	90 – 09988 – 05			

FIG.& ITEM NO.	DESCRIPTION	<sup>c</sup> DEC PART NO.	ECO CUT-IN BA22B 00002	USED ON CODE	REF FIG NO.
11–					
41	*Bulkhead, DSSI	74–39231–01			
42	*Pin, Ground	74–38275–01			
	ITEMS (Not Shown)				
	*Nut, Kep No.10–32	90–06565–00			
	*Label, "Ground Symbol Black"	36–12680–00			
	*Cable Assembly, Jumper	17–02854–01			

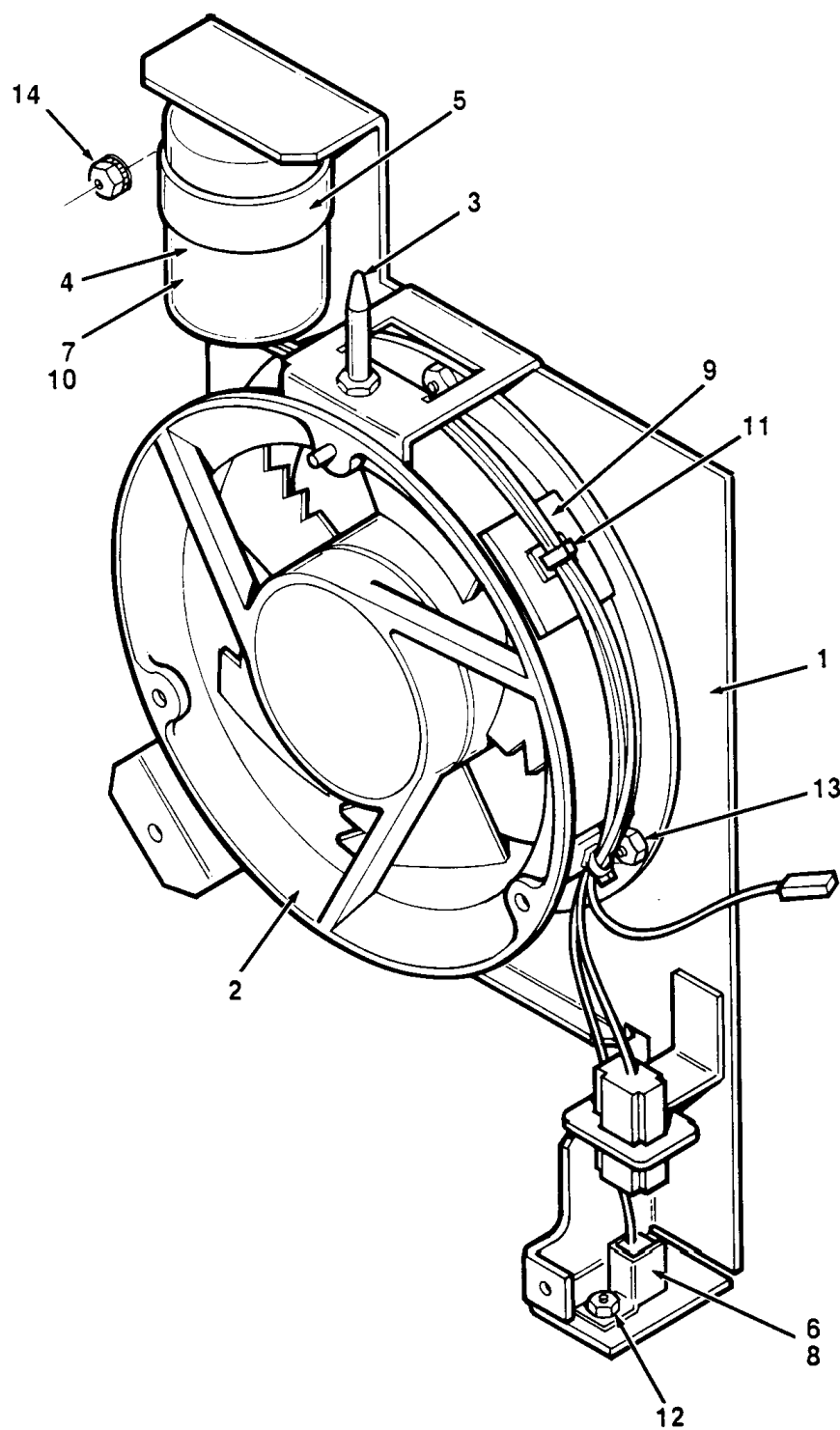




VFT61X-12-IL

**Figure 12. Frame Assembly, Disk Cabinet**

FIG.& ITEM NO.	DESCRIPTION	<sup>B</sup> DEC PART NO.	ECO CUT-IN 70-26105 00001	USED ON CODE	REF FIG NO.
12-	FRAME ASSEMBLY, DISK CABINET	70-26105-01			11
1	*Cover, Top	74-36403-01			
2	*Panel, Bottom (Weldment)	70-26149-01			
3	*Panel, Right Side	74-36405-01			
4	*Panel, Right Center	74-36407-02			
5	*Support, Left Disk	74-36410-01			
6	*Bushing, Guide Pin	74-37454-01			
7	*Shelf, Fan Guide Assembly	70-26143-01			
8	*Enclosure, Frame	70-26124-01			
9	*Support, Power Supply (Weldment)	70-26148-01			
10	*Panel, Rear (Weldment)	70-27938-01			
11	*Guide	74-36824-01			
12	*Guide, BBU Snap-In	74-37320-01			
13	*Pin, Guide	74-36406-01			
14	*Screw, Sems Truss Hd No. 8-32 x 3/8	90-00049-17			
15	*Guide, Card	12-26912-01			
16	*Bracket, Connector Support	74-39632-01			
17	*Bracket, Floating Connector	74-41199-01			
18	*Nut, Hex 6-32	90-08957-00			
19	*Screw, Sems Pan Hd No. 6-32 x 5/16	90-00049-22			
20	*Rivet, Blind	90-00030-47			
21	*Rivet, Blind Brazier	90-00030-48			
22	*Mount, Shock and Vibration Isolator	12-29992-01			
23	*Pin, Guide	74-37455-01			
24	*Screw, Machine Hex Hd No. 5/16-18 x 3/4	12-18893-01			
25	*Baseplate Assembly, Canister	70-27903-01			
26	*Screw, Machine Truss Hd No. 6-32 x 3/8	90-06022-03			
27	*Plate, BBU Shielding	74-41193-01			
28	*Finger, Non-Snag Grounding	12-26922-01			
29	*Rivet, Blind Flush	90-08521-00			
30	*Bracket, Rear Panel Mount	74-41753-01			
31	*Shield, EMI/RFI Strip Clip-On	12-22380-11			
32	*Strip, Contact	12-19557-04			
33	*Bracket, Side Shield	74-41141-01			
34	*Bracket, Top Right Shield	74-41139-01			
35	*Rivet, Dome Head	90-09626-00			
36	*Nut, Hex Ext Tooth Lockwasher No. 4-40	90-06557-00			

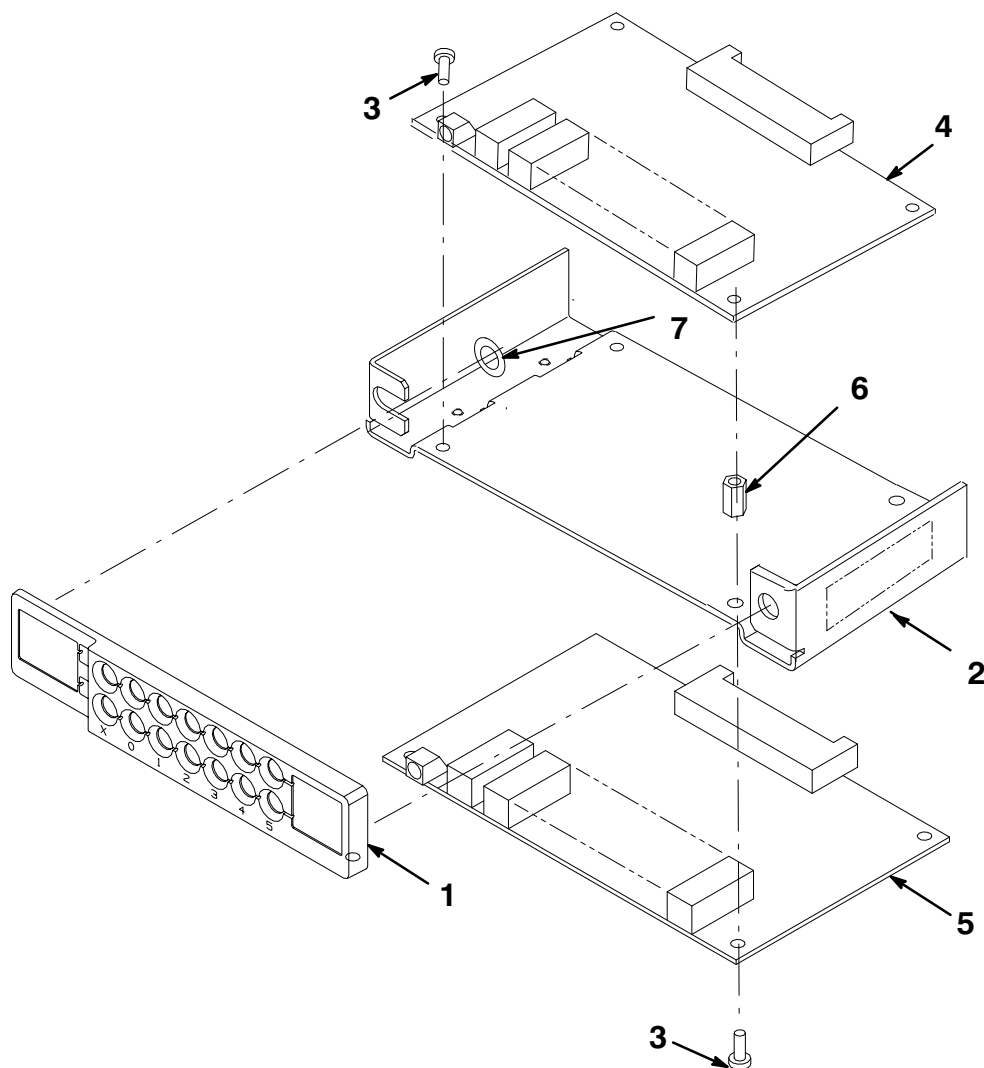


VFT61X-13-SC

**Figure 13. Fan Assembly, Expander Box**

FIG.& ITEM NO.	DESCRIPTION	DEC PART NO.	A ECO CUT-IN 70-26107 00000	USED ON CODE	REF FIG NO.
13-	FAN ASSEMBLY, EXPANDER BOX	70-26107-01			11
1	*Bulkhead, Fan Assembly	70-26145-01			
2	*Fan, Tube Axial 48 VDC	12-23374-09			
3	*Pin, Guide	74-36406-02			
4	*Capacitor, 2800 MFD 55V +/- 20% 85C	10-14337-00			
5	*Clamp, Single Loop Cushioned	12-32738-01			
6	*Bracket, Sensor	74-40399-01			
7	*Screw, Sems Truss Hd No. 10-32 x 1/4	90-00049-02			
8	*Indicator, Magnetic Cable Assembly	12-23344-04			
9	*Mount, Adhesive Backed Cable Tie	90-08264-00			
10	*Screw, Machine Flat Hd No. 6-32 x 3/4	90-00039-11			
11	*Tie, Cable	90-07031-00			
12	*Nut, Hex Ext Tooth Lockwasher No. 4-40	90-06557-00			
13	*Nut, Hex Ext Tooth Lockwasher No. 6-32	90-06560-00			
14	*Nut, Hex Ext Tooth Lockwasher No. 8-32	90-06563-00			

FIG.& ITEM NO.	DESCRIPTION	DEC PART NO. <sup>A</sup>	ECO CUT-IN 70-28923 00000	USED ON CODE	REF FIG NO.
14-	PANEL ASSEMBLY, SUMMARY	70-28923-01			11
1	*Panel, Front Summary	74-40076-01			
2	*Bracket, Summary Panel	74-42556-01			
3	*Screw, Machine No. 6-32 x 1/4	90-06020-03			
4	*Module, Summary Panel Expander (A)	54-19485-01			
5	*Module, Summary Panel Expander (B)	54-19485-02			
6	*Spacer, Threaded Aluminum 6-32	90-00033-05			
7	*Nut, Round Push	90-09865-01			



VFT61X-24-IL

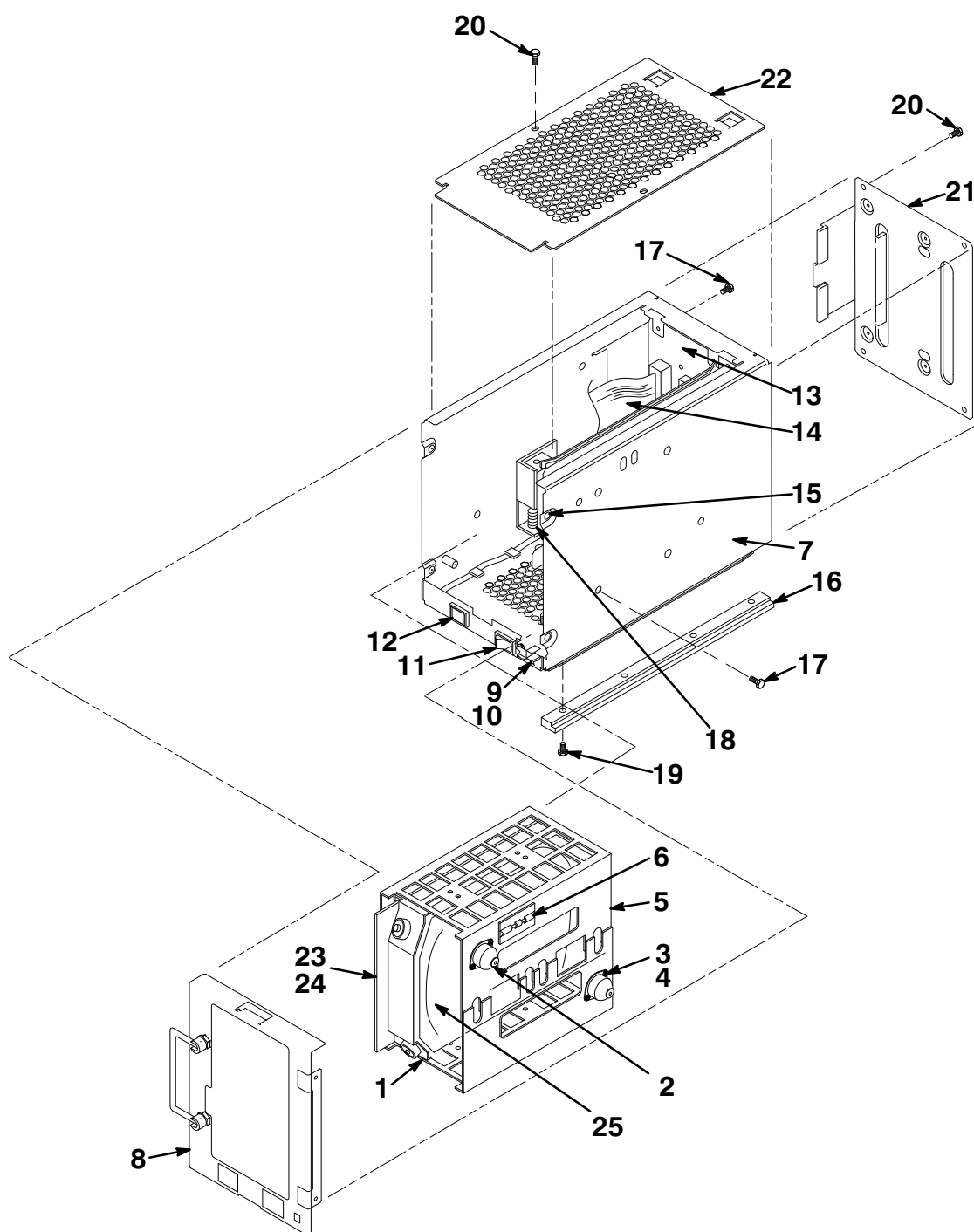
**Figure 14. Panel Assembly, Summary**

THIS PAGE INTENTIONALLY LEFT BLANK

**OPTIONAL DRIVES** ►

**THIS PAGE INTENTIONALLY LEFT BLANK**

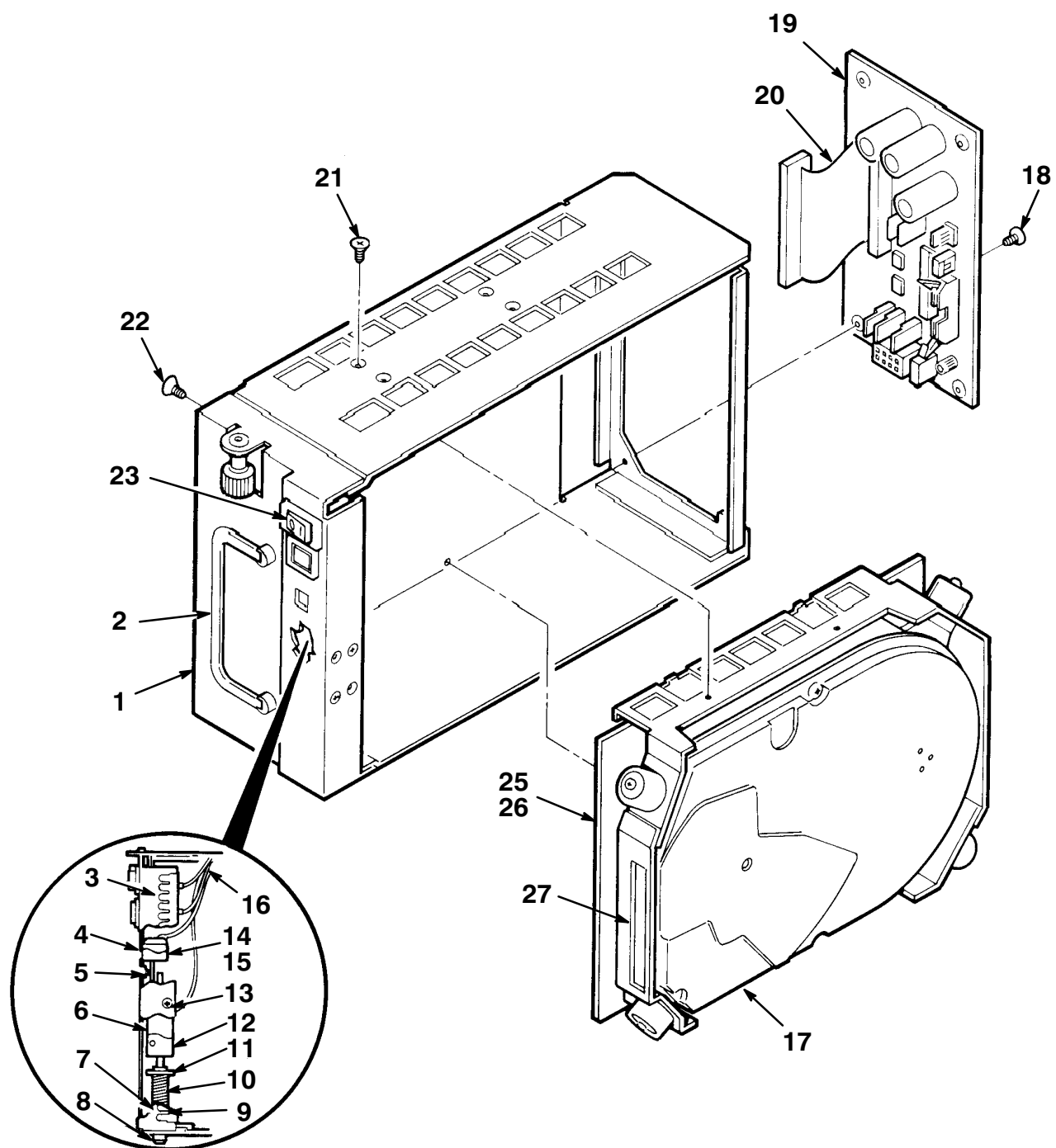




VFT61X-15-IL

**Figure 15. Canister Assembly, RF31 Disk Drive**

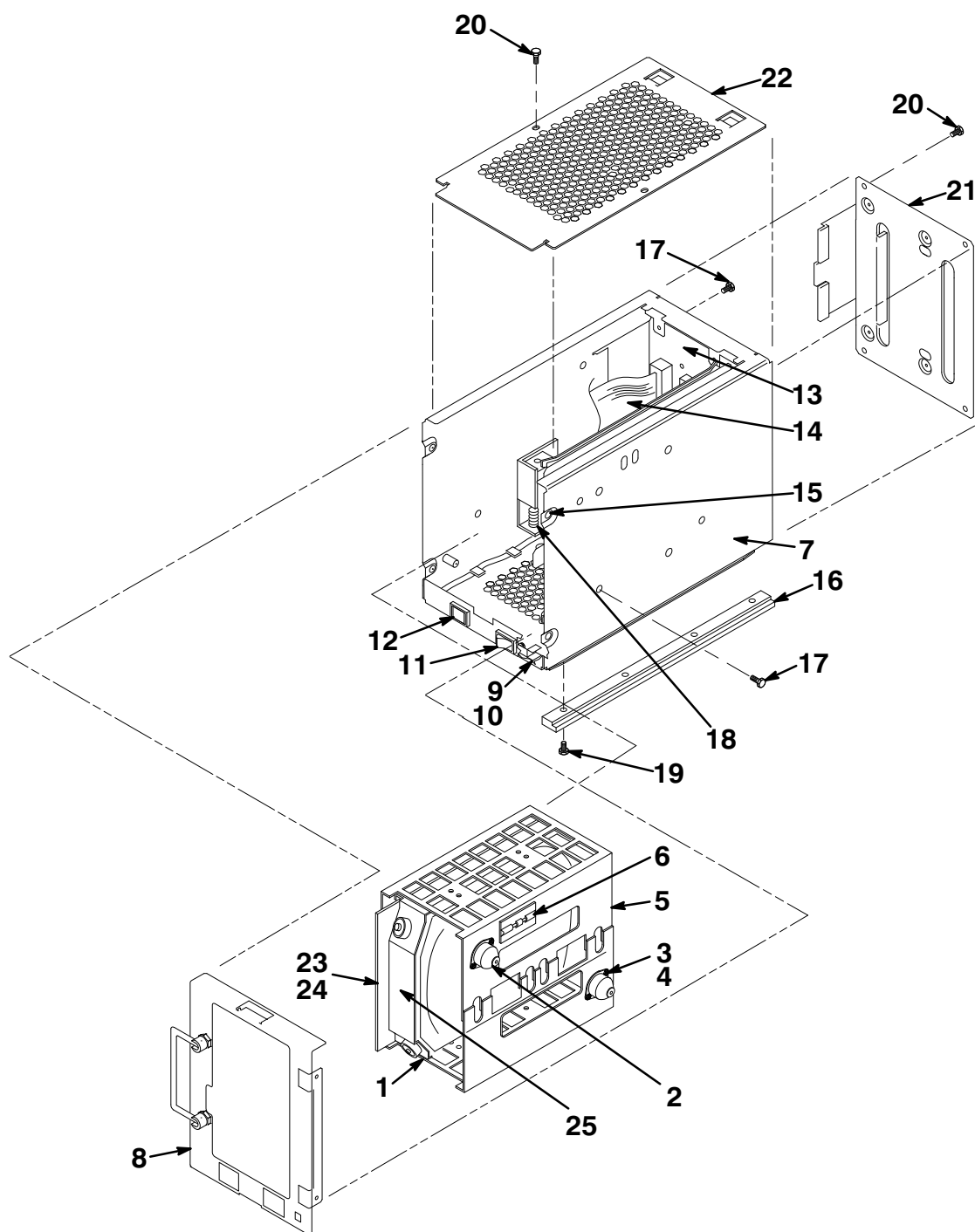
FIG.& ITEM NO.	DESCRIPTION	<sup>C</sup> DEC PART NO.	ECO CUT-IN RF31 00002	USED ON CODE	REF FIG NO.
15–	CANISTER ASSEMBLY, RF31 DISK DRIVE	RF31–JA			2,10
1	*Drive, 381 MB DSSI Compatible Disk	RF31–EA			
2	*Mount, Shock and Vibration	12–27450–05			
3	*Screw, Machine Flat Hd No. 6–32 x 1/2	90–00039–32			
4	*Nut, Kep No. 4–40	90–10586–01			
5	*Bracket, Shock Mount Canister	74–36885–01			
6	*Shockwatch	12–31622–02			
7	*Canister, (Weldment)	70–27902–01			
8	*Cover Assembly, Front	70–27939–01			
9	*Bracket, Sensor	74–40399–01			
10	*Indicator, Magnetic Cable Assembly	12–23344–04			
11	*Switch, DPST On–None–Off 10A 250V	12–23381–04			
12	*Harness Assembly, Wire 04 Cond 22 AWG	17–02674–01			
13	*Module, Disk Drive Adapter	54–19250–01			
14	*Harness Assembly, Wire 50 Cond 28 AWG	17–02413–01			
15	*Screw, Machine Flat Hd No. 6–32 x 5/16	90–08404–02			
16	*Slide, Canister	74–40750–01			
17	*Screw, Sems Pan Hd No. 6–32 x 5/16	90–00049–21			
18	*Solenoid Assembly	70–27908–01			
19	*Screw, Machine Truss Hd No. 6–32 x 3/8	90–06021–03			
20	*Screw, Sems Pan Hd No. 6–32 x 1/2	90–00049–14			
21	*Cover, Rear Canister	74–40751–01			
22	*Cover, Top Canister	74–40790–01			
23	Module, RF31 Drive	54–18329–01			
24	Screw, Mach Phi Pan Hd No. 4–40 x 3/8	90–06011–01			
25	Mechanics Assembly, RF31	70–24697–01			
	ITEM (Not Shown)				
	*Tie, Cable	90–07031–00			
	LABELS (Not Shown)				
	*Label, “Clean Room Approved Barcode/UL”	36–33713–01			
	*Label, “Drive RF31”	36–33318–01			
	CABLES (Not Shown)				
	*Harness Assembly, Wire 09 Cond 22 AWG	17–02283–01			
	*Cable Assembly, 14 Cond Flat	17–02275–01			



FTVFT61X-16-SC

**Figure 16. Disk Assembly, RF31**

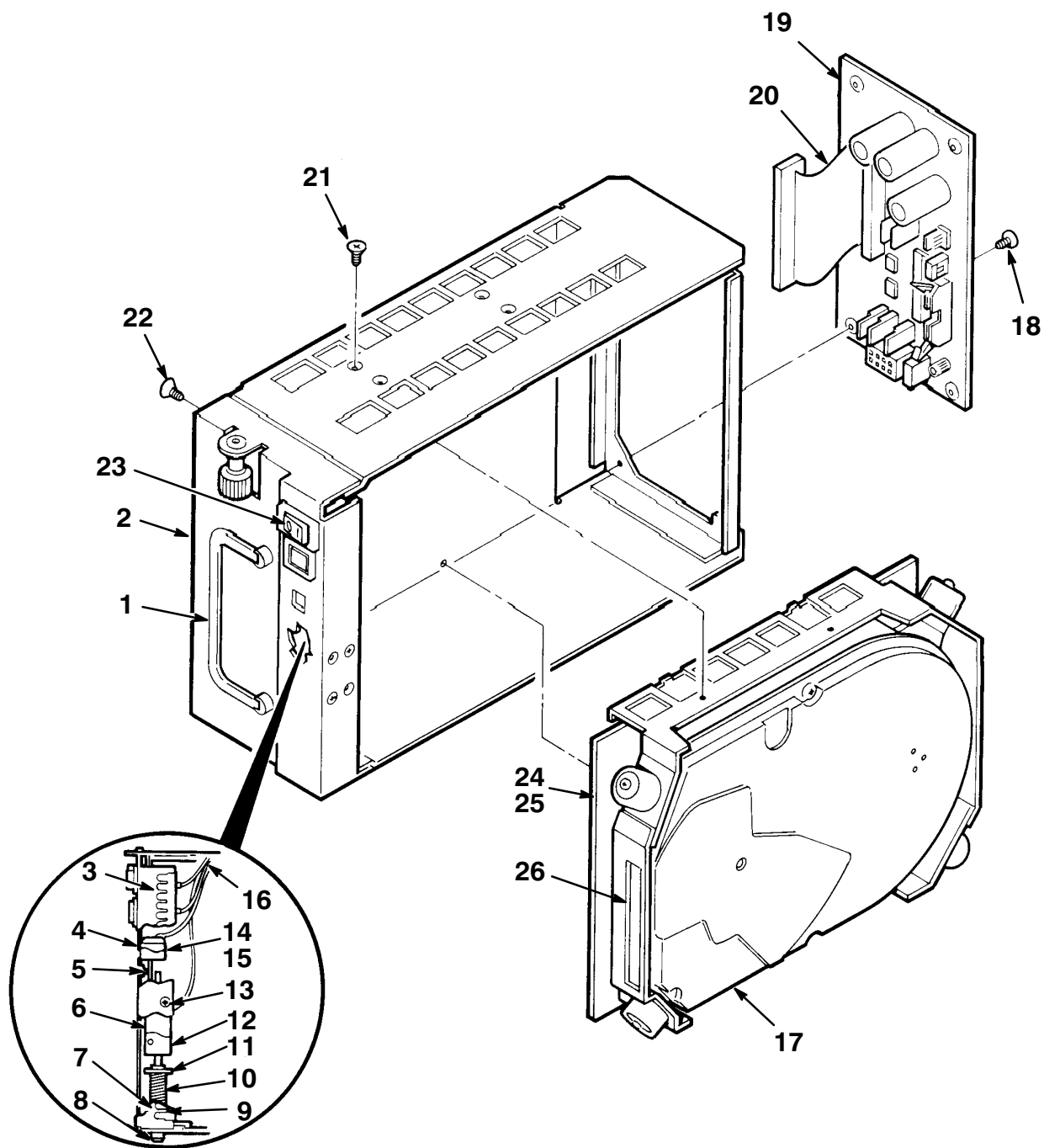
FIG.& ITEM NO.	DESCRIPTION	DEC PART NO.	ECO CUT-IN RF31 00003	USED ON CODE	REF FIG NO.
16–	DISK ASSEMBLY, RF31	RF31–KA			10
1	*Housing, Disk	74–37446–01			
2	*Handle, Round 90 Degree Free Fall	12–27116–02			
3	*Shield, EMI/RFI Strip Clip–On	12–22380–06			
4	*Bracket, Sensor	74–40399–01			
5	*Nut, Kep No. 4–40	90–10586–01			
6	*Spacer, Solenoid	74–42075–01			
7	*Shield, EMI/RFI Strip Clip–On	12–22380–17			
8	*Slider, Solenoid	74–33473–01			
9	*Bushing, Machine Screw Insulator	90–08278–14			
10	*Spring, Compression	12–34359–01			
11	*Ring, Retaining	90–09644–01			
12	*Solenoid, Linear Mag Latch 12 VDC/0	12–26327–02			
13	*Screw, Machine Pan Hd No. 4–40 x 3/16	90–08032–01			
14	*Indicator, Magnetic Cable Assembly	12–23344–04			
15	*Adhesive, Acrylic	49–01157–00			
16	*Harness Assembly, Wire 04 Cond 22 AWG	17–02674–01			
17	*Drive, 381 MB DSSI Compatible Disk	RF31–EA			
18	*Screw, Sems Pan Hd No. 6–32 x 1/2	90–00049–14			
19	*Module, Disk Drive Adapter	54–19250–01			
20	*Harness Assembly, Wire 50 Cond 28 AWG	17–02413–01			
21	*Screw, Machine Flat Hd No. 6–32 x 5/32	90–00039–28			
22	*Screw, Sems Truss Hd No. 6–32 x 1/4	90–00049–30			
23	*Switch, DPST On–None–Off 10A 250V	12–23381–04			
25	Module, RF31 Drive	54–18329–01			
26	Screw, Mach Phl Pan Hd No. 4–40 x 3/8	90–06011–01			
27	Mechanics Assembly, RF31	70–24697–01			
	ITEMS (Not Shown)				
	*Tape Adhesive Cloth White	36–29129–01			
	*Tie, Cable	90–07031–00			
	CABLE/HARNESS ASSEMBLIES (Not Shown)				
	*Cable Assembly, 14 Cond Flat	17–02275–01			
	*Harness Assembly, Wire 09 Cond 22 AWG	17–02283–01			
	LABELS (Not Shown)				
	*Label, “Clean Room Approved Barcode/UL”	36–33713–01			
	*Label, “Drive RF31”	36–33318–01			



VFT61X-17-IL

**Figure 17. Canister Assembly, RF72 Disk Drive**

FIG.& ITEM NO.	DESCRIPTION	DEC PART NO.	ECO CUT-IN RF72 00002	USED ON CODE	REF FIG NO.
17-	CANISTER ASSEMBLY, RF72 DISK DRIVE	RF72-JA			2,10
1	*Drive, 1000 MB DSSI Compatible Disk	RF72-EA			
2	*Mount, Shock and Vibration	12-27450-05			
3	*Screw, Machine Flat Hd No. 6-32 x 1/2	90-00039-32			
4	*Nut, Kep No. 4-40	90-10586-01			
5	*Bracket, Shock Mount Canister	74-36885-01			
6	*Shockwatch	12-31622-02			
7	*Canister, (Weldment)	70-27902-01			
8	*Cover Assembly, Front	70-27939-01			
9	*Bracket, Sensor	74-40399-01			
10	*Indicator, Magnetic Cable Assembly	12-23344-04			
11	*Switch, DPST On-None-Off 10A 250V	12-23381-04			
12	*Harness Assembly, Wire 04 Cond 22 AWG	17-02674-01			
13	*Module, Disk Drive Adapter	54-19250-01			
14	*Harness Assembly, Wire 50 Cond 28 AWG	17-02413-01			
15	*Screw, Machine Flat Hd No. 6-32 x 5/16	90-08404-02			
16	*Slide, Canister	74-40750-01			
17	*Screw, Sems Pan Hd No. 6-32 x 5/16	90-00049-21			
18	*Solenoid Assembly	70-27908-01			
19	*Screw, Machine Truss Hd No. 6-32 x 3/8	90-06021-03			
20	*Screw, Sems Pan Hd No. 6-32 x 1/2	90-00049-14			
21	*Cover, Rear Canister	74-40751-01			
22	*Cover, Top Canister	74-40790-01			
23	Module, RF72 Drive	54-10091-01			
24	Screw, Mach Phi Pan Hd No. 4-40 x 3/8	90-06011-01			
25	Mechanics Assembly, RF72	70-25972-01			
	ITEM (Not Shown)				
	*Tie, Cable	90-07031-00			
	LABELS (Not Shown)				
	*Label, "Clean Room Approved Barcode/UL"	36-33713-01			
	*Label, "Drive RF72"	36-33318-02			
	CABLES (Not Shown)				
	*Harness Assembly, Wire 09 Cond 22 AWG	17-02283-01			
	*Cable Assembly, 14 Cond Flat	17-02275-01			

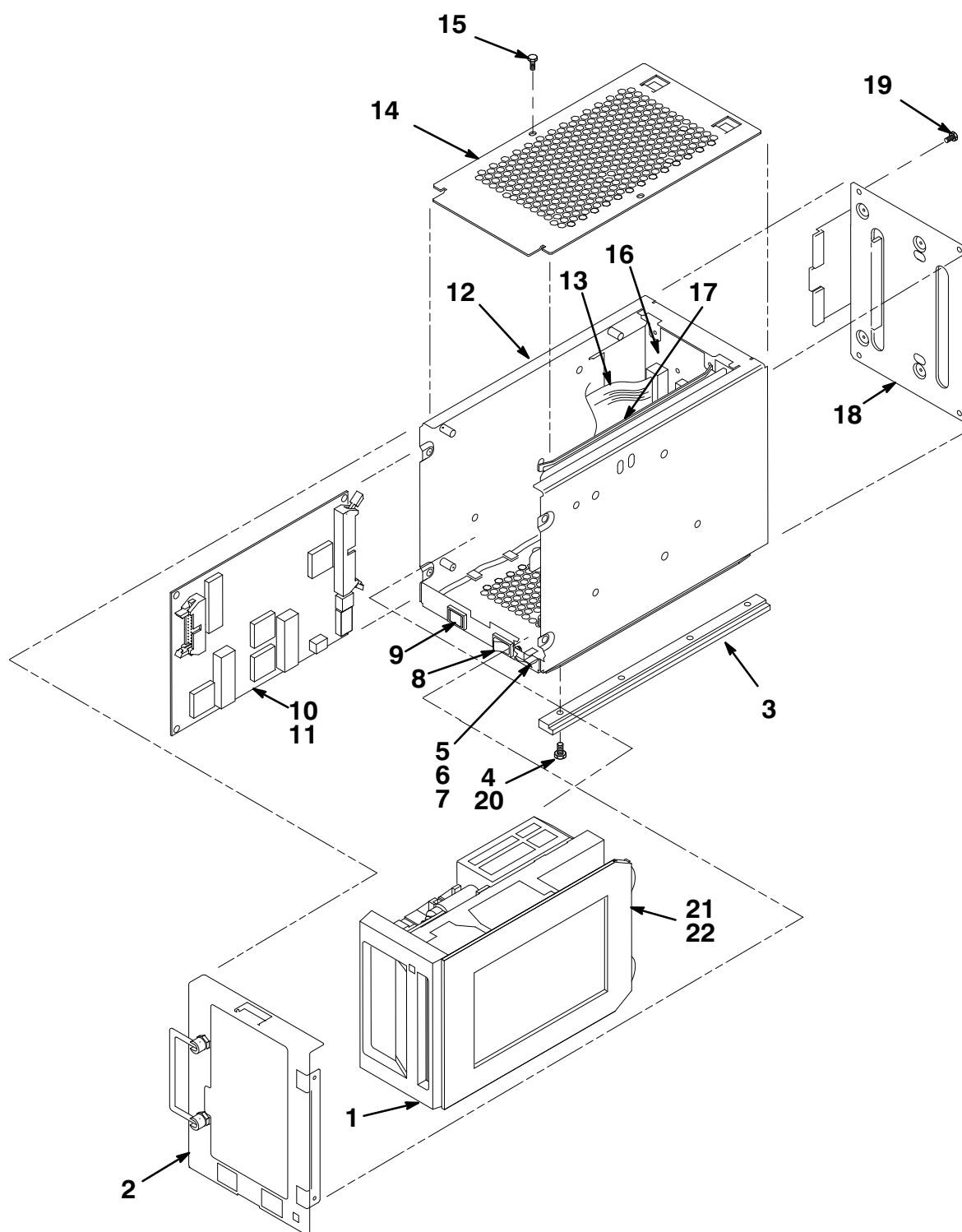


VFT61X-18-SC

**Figure 18. Disk Assembly, RF72**

FIG.& ITEM NO.	DESCRIPTION	DEC PART NO.	ECO CUT-IN RF72 00002	USED ON CODE	REF FIG NO.
18–	DISK ASSEMBLY, RF72	RF72–KA			10
1	*Housing, Disk	74–37446–01			
2	*Handle, Round 90 Degree Free Fall	12–27116–02			
3	*Shield, EMI/RFI Strip Clip–On	12–22380–06			
4	*Bracket, Sensor	74–40399–01			
5	*Nut, Kep No. 4–40	90–06557–00			
6	*Spacer, Solenoid	74–42075–01			
7	*Shield, EMI/RFI Strip Clip–On	12–22380–17			
8	*Slider, Solenoid	74–33473–01			
9	*Bushing, Machine Screw Insulator	90–08278–14			
10	*Spring, Compression	12–26294–01			
11	*Ring, Retaining	90–09644–01			
12	*Solenoid, Linear Mag Latch 12 VDC/0	12–26327–02			
13	*Screw, Machine Flat Hd No. 4–40 x 3/16	90–00039–06			
14	*Indicator, Magnetic Cable Assembly	12–23344–04			
15	*Adhesive, Acrylic	49–01157–00			
16	*Harness Assembly, Wire 04 Cond 22 AWG	17–02674–01			
17	*Drive, 1000 MB DSSI Compatible Disk	RF72–EA			
18	*Screw, Sems Pan Hd No. 6–32 x 1/2	90–00049–14			
19	*Module, Disk Drive Adapter	54–19250–01			
20	*Harness Assembly, Wire 50 Cond 28 AWG	17–02413–01			
21	*Screw, Machine Flat Hd No. 6–32 x 5/32	90–00039–28			
22	*Screw, Sems Truss Hd No. 6–32 x 1/4	90–00049–30			
23	*Switch, DPST On–None–Off 10A 250V	12–23381–04			
24	Module, RF72 Drive	54–10091–01			
25	Screw, Mach Phl Pan Hd No. 4–40 x 3/8	90–06011–01			
26	Mechanics Assembly, RF72	70–25972–01			
	ITEMS (Not Shown)				
	*Tape Adhesive Cloth White	36–29129–01			
	*Tie, Cable	90–07031–00			
	CABLE/HARNESS ASSEMBLIES (Not Shown)				
	*Cable Assembly, 14 Cond Flat	17–02275–01			
	*Harness Assembly, Wire 09 Cond 22 AWG	17–02283–01			
	LABELS (Not Shown)				
	*Label, “Clean Room Approved Barcode/UL”	36–33713–01			
	*Label, “Drive RF72”	36–33318–02			

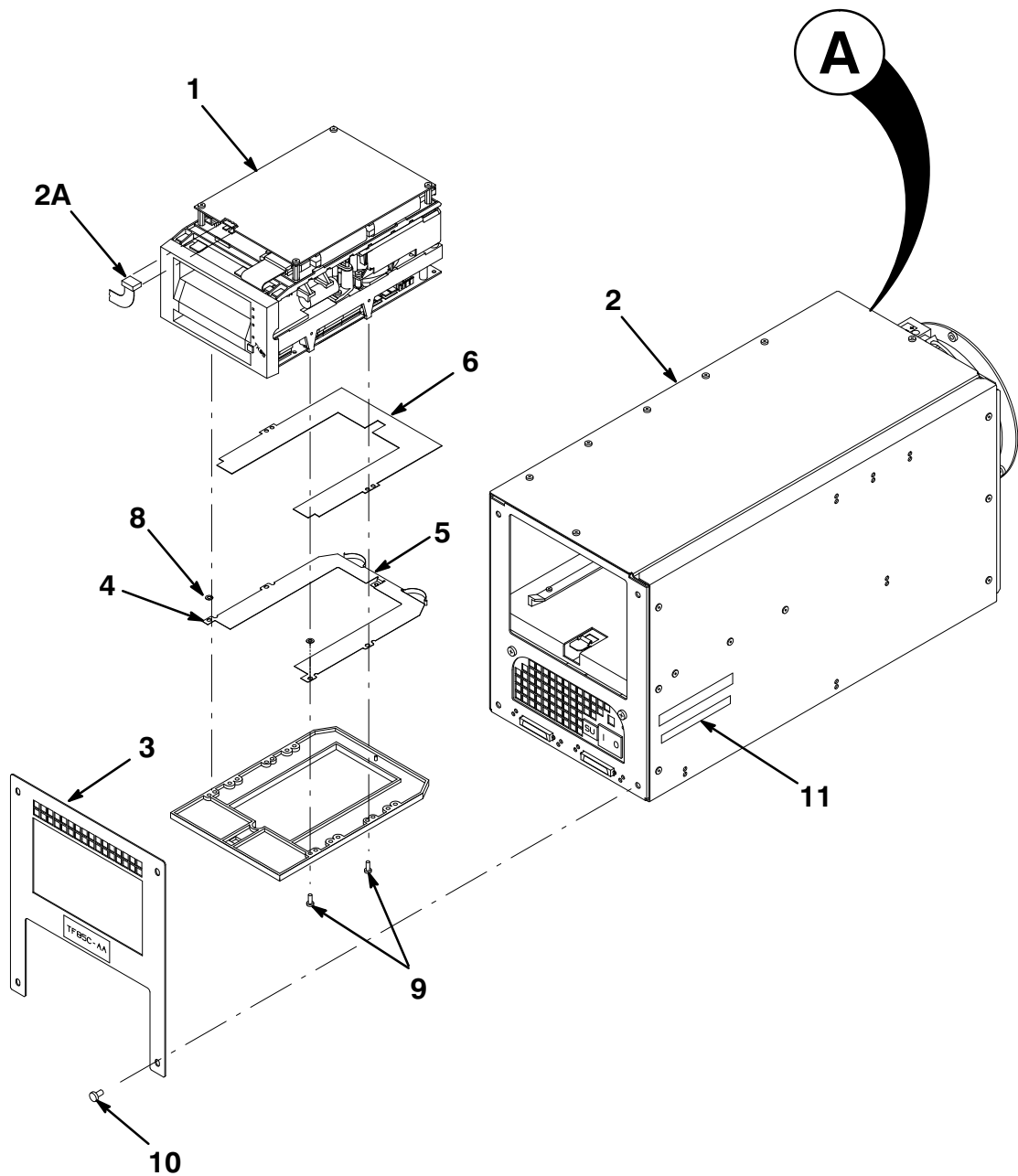




VFT61X-19-IL

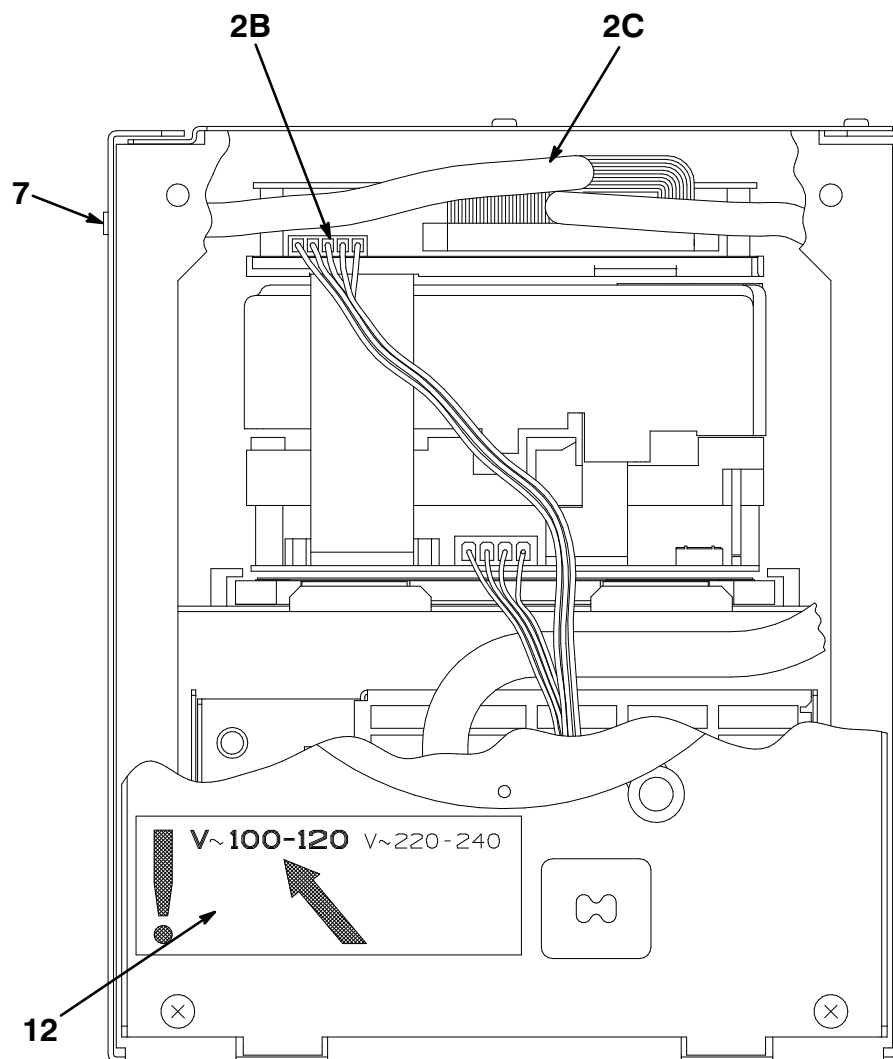
**Figure 19. Canister Assembly, TF70C**

FIG.& ITEM NO.	DESCRIPTION	<sup>B</sup> DEC PART NO.	ECO CUT-IN TF70C 00001	USED ON CODE	REF FIG NO.
19–	CANISTER ASSEMBLY, TF70C DISK DRIVE	TF70C–JA			2
1	*Drive, TK70 w/o Skid Plate and Cartridge	TK70–EA			
2	*Cover Assembly, Front	70–27939–02			
3	*Slide, Canister	74–40750–01			
4	*Washer, Lock	90–09882–00			
5	*Bracket, Sensor	74–40399–01			
6	*Indicator, Magnetic Cable Assembly	12–23344–04			
7	*Nut, Kep No. 4–40	90–10586–01			
8	*Switch, DPST On–None–Off 10A 250V	12–23381–04			
9	*Harness Assembly, Wire 04 Cond 22 AWG	17–02674–01			
10	*Module, TFK70 Controller	54–19085–01			
11	*Screw, Sems Hex Hd No. 6–32 x 3/8	90–09984–00			
12	*Canister (Weldment)	70–27902–01			
13	*Harness Assembly, Wire 50 Cond 28 AWG	17–02413–01			
14	*Cover, Top Canister	74–40790–01			
15	*Screw, Machine Flat Hd No. 6–32 x 5/16	90–08404–02			
16	*Module, Tape Drive Adapter	54–20211–01			
17	*Support, Tape Drive Assembly	70–27999–01			
18	*Cover, Rear Canister	74–40751–01			
19	*Screw, Sems Pan Hd No. 6–32 x 1/2	90–00049–14			
20	*Screw, Machine Truss Hd No. 6–32 x 3/8	90–06021–03			
21	*Insulator Assembly	70–21765–01			
22	*Plate, Skid	74–25652–02			
	ITEM (Not Shown)				
	*Tie, Cable	90–07031–00			
	CABLES (Not Shown)				
	*Cable Assembly, 14 Cond Flat	17–02275–01			
	*Cable Assembly, 26 Cond Flat	17–01247–02			



VFT61X-20-IL

**Figure 20. Canister Assembly, TF85C Disk Drive (Sheet 1 of 2)**



REAR VIEW

**A**


VFT61X-20-IL

**Figure 20. Canister Assembly, TF85C Disk Drive (Sheet 2 of 2)**

FIG.& ITEM NO.	DESCRIPTION	DEC PART NO. <sup>A</sup>	ECO CUT-IN TF85C 00000	USED ON CODE	REF FIG NO.
20–	CANISTER ASSEMBLY, TF85C DISK DRIVE	TF85C–AA			2
1	*Drive, TK85–BX w/DSSI Controller	TF85–BA			
2	*Box Assembly, Tape Drive	70–28935–01			
2A	**Cable Assembly	17–02275–02			
2B	**Cable Assembly	17–03070–01			
2C	**Cable Assembly	17–03072–01			
3	*Plate, Front	74–42813–01			
4	*Clip, Grounding	74–42785–01			
5	*Plate, Skid	74–25652–01			
6	*Insulator, Tape Drive	74–43944–01			
7	*Tie, Cable	90–07031–00			
8	*Washer, Lock	90–09882–00			
9	*Screw, Mach Pan Hd. No. 6–32 x 3/8	90–06022–01			
10	*Screw, Mach Pan Hd. No. 10–32 x 3/8	90–06071–01			
11	*Label, Serial /Power	36–17674–46			
12	*Label, “Warning Equipment Rating 100–120V”	36–36344–01			
	ITEMS (Not Shown)				
	*Gauge Pin	74–43154–01			
	*Screw, Sems Slotted Hex Hd. No. 10–32 x 1/2	90–09988–05			

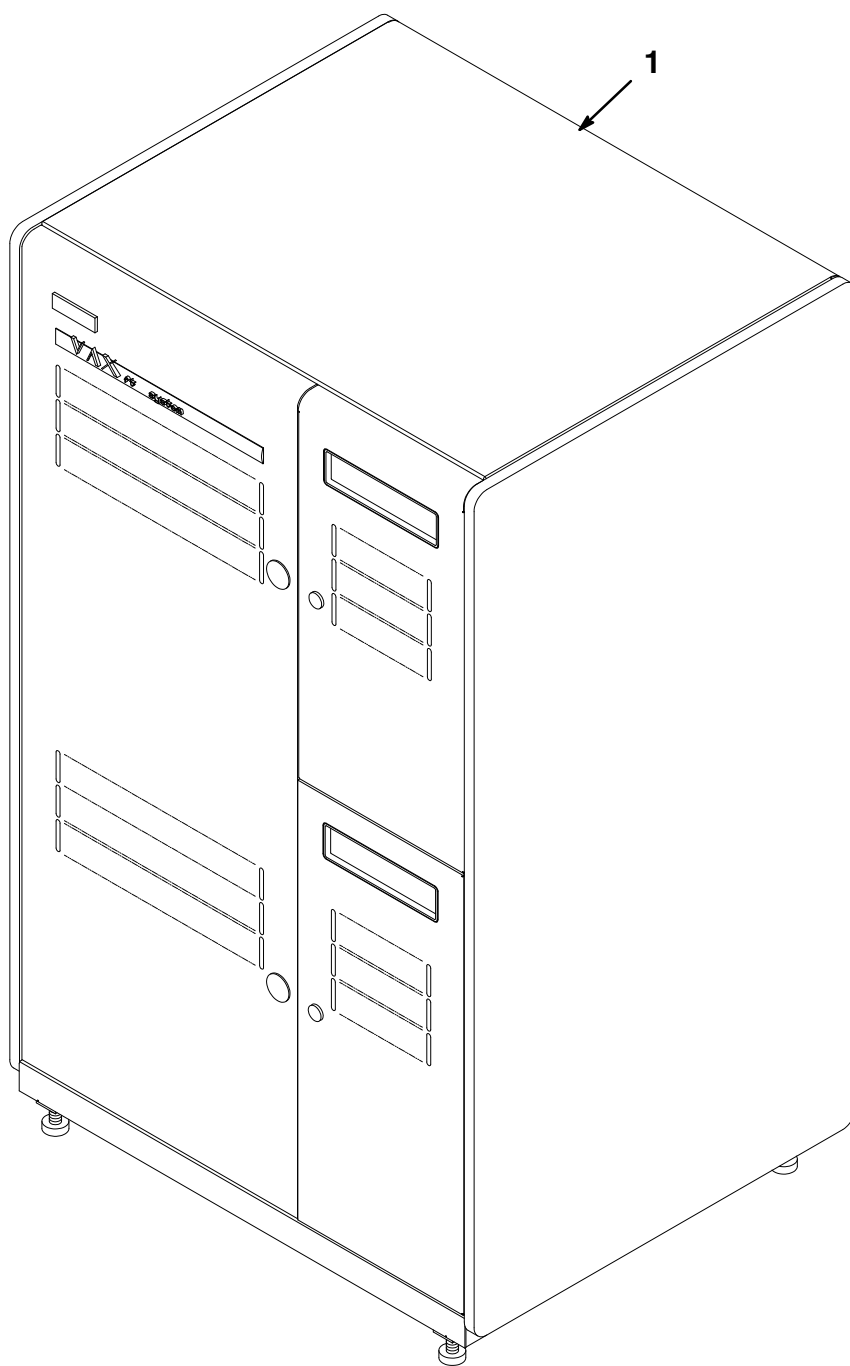
THIS PAGE INTENTIONALLY LEFT BLANK

# **SYSTEM/CABLE CONFIGURATIONS**



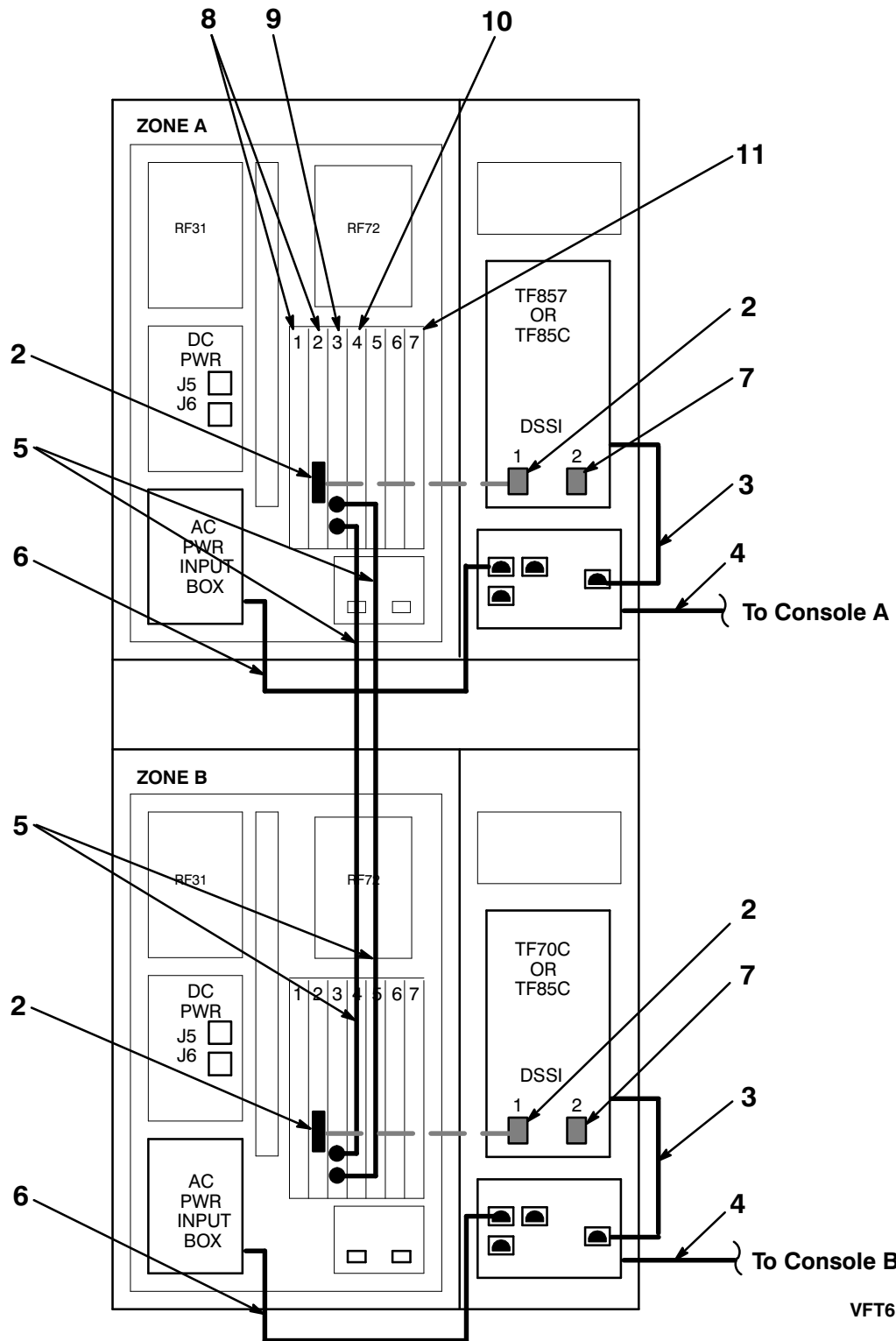
**THIS PAGE INTENTIONALLY LEFT BLANK**





VFT61X-20-IL

**Figure 21. VAXft Model 610 CPU (Sheet 1 of 2)**

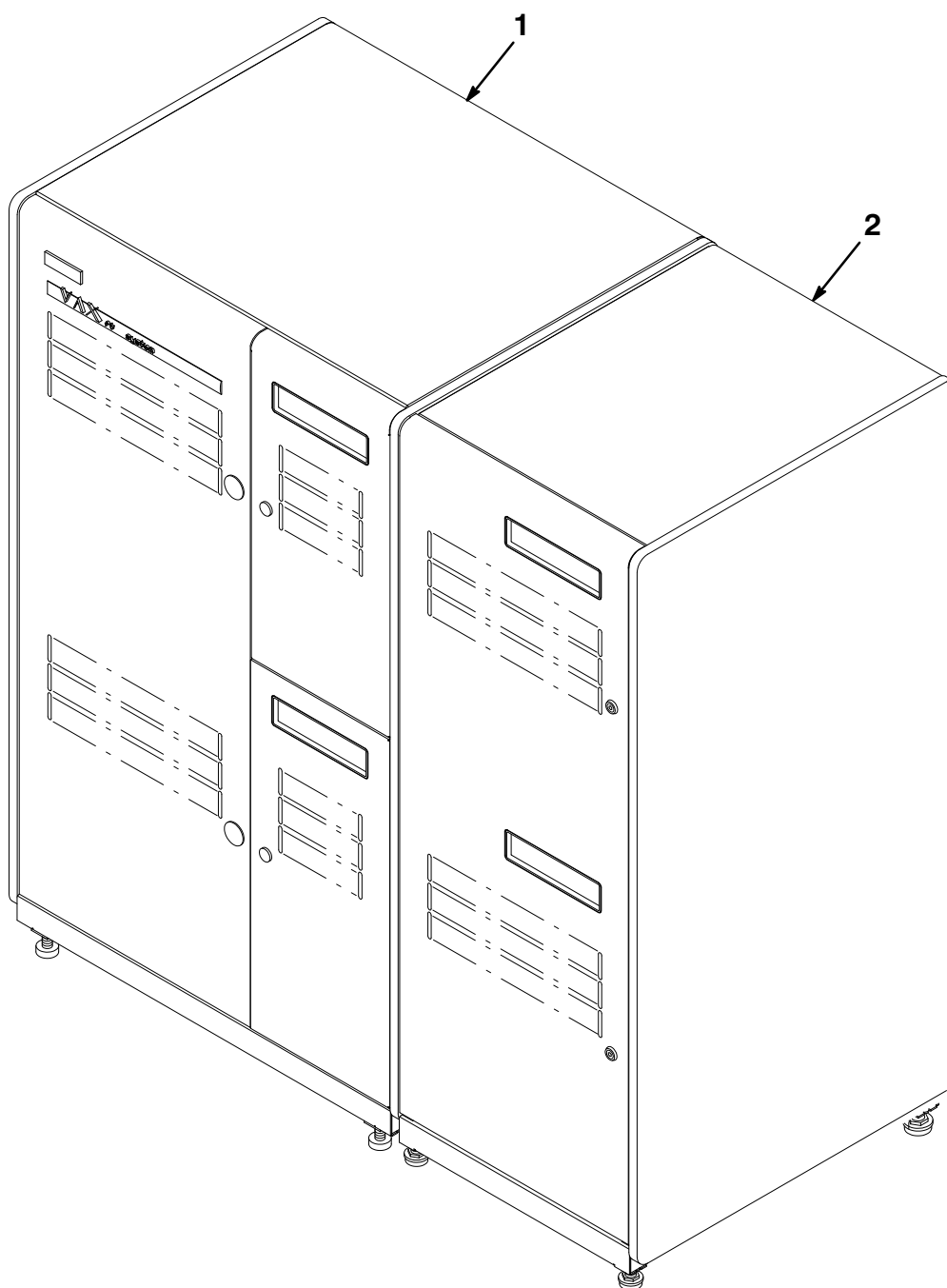


VFT61X-20A-IL

**Figure 21. VAXft Model 610 CPU (Sheet 2 of 2)**

FIG.& ITEM NO.	DESCRIPTION	DEC PART NO.	ECO CUT-IN	USED ON CODE	REF FIG NO.
21 –	VAXft MODEL 610 CPU TO CONSOLE				
1	*CPU ASSEMBLY (120V)	55CAA-XE			2
	*CPU ASSEMBLY (240V)	55CAA-XJ			2
2	*Cable, DSSI TF85X	17-02245-02			
3	*Cord, Power 54 inches	17-00442-39			
4	*Cord, Power 15 ft. 2 inches	17-00442-17			
5	*Cable, X-Link 50 Cond	17-02194-01			
6	*Cord, Power 30 inches	17-00442-38			
7	*Terminator	12-29258-01			
8	*Adaptor, Fault Tolerant Ethernet DSSI	KFE52-AA			
9	*Module, 60 NS Fault Tolerant CPU	KA520-AA			
10	*Module, 32 MB ECC Single Memory 1MB DRAM	MS520-BA			
11	*Module, Sync. Comm (DSF32)	T3004			

THIS PAGE INTENTIONALLY LEFT BLANK



VFT61X-22-IL

**Figure 22. VAXft Model 610 CPU To Expander 1 (Sheet 1 of 2)**

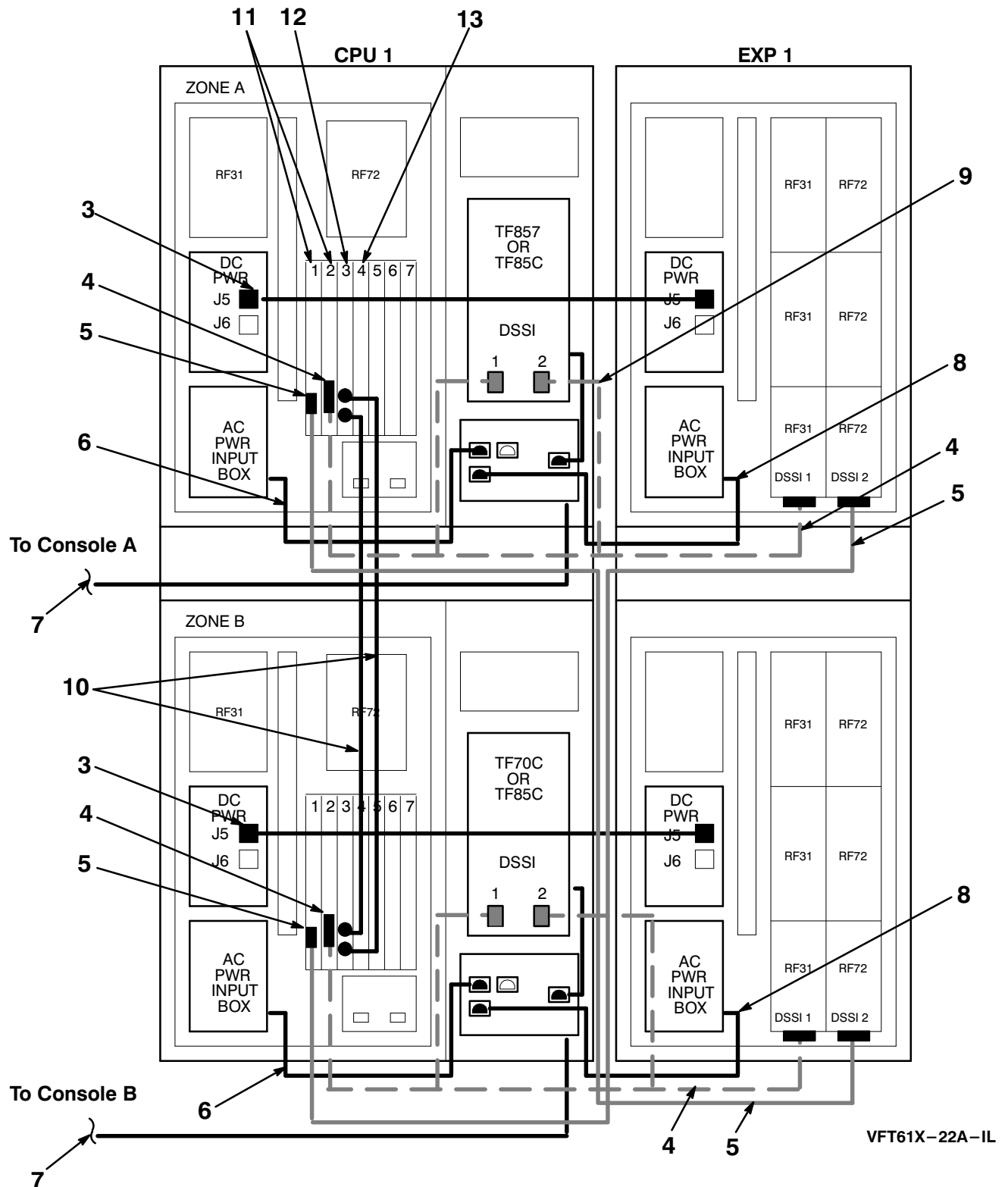
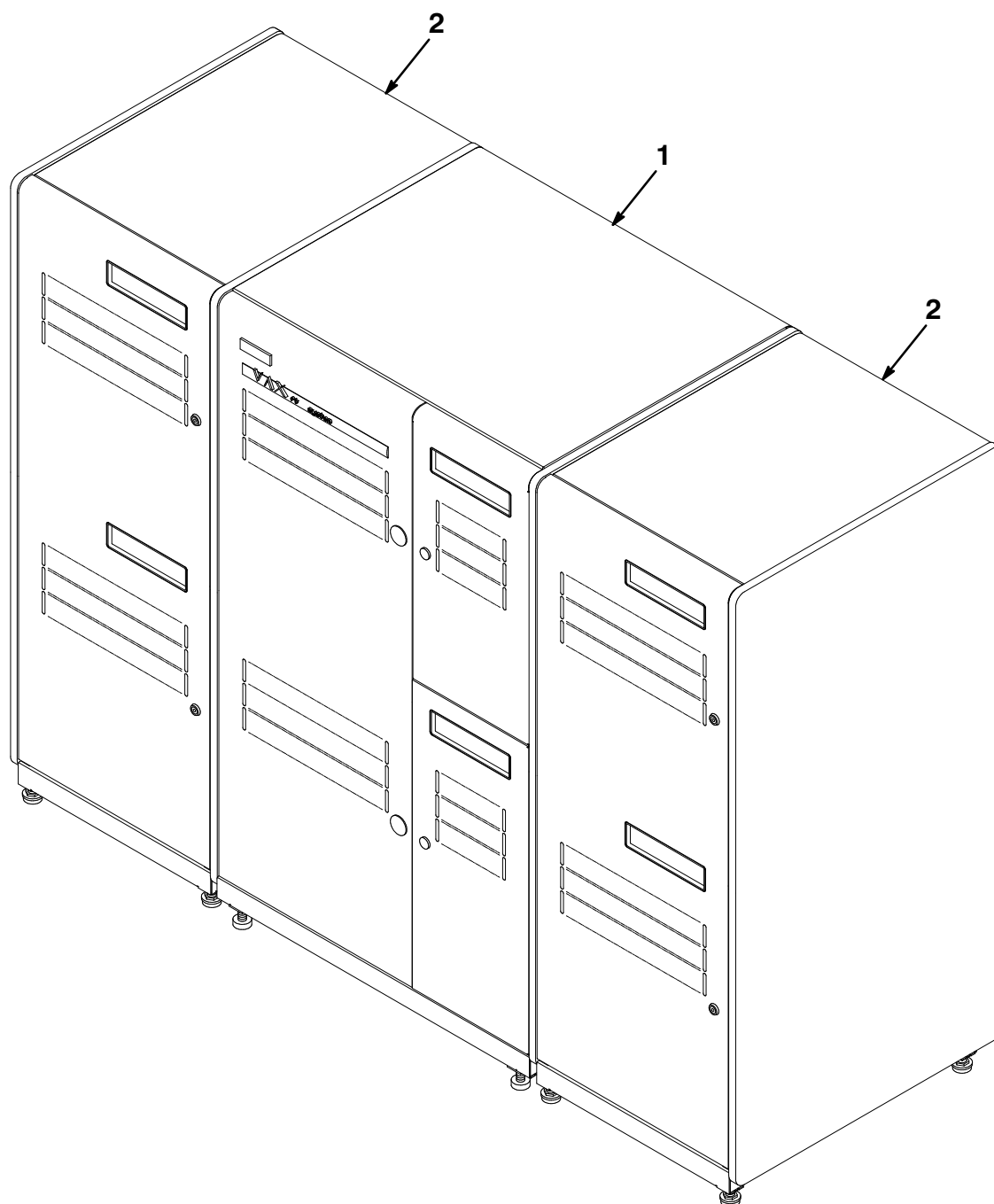


Figure 22. VAXft Model 610 CPU To Expander 1 (Sheet 2 of 2)

FIG.& ITEM NO.	DESCRIPTION	DEC PART NO.	ECO CUT-IN	USED ON CODE	REF FIG NO.
22-	VAXft MODEL 610 CPU TO EXPANDER 1				
1	*CPU ASSEMBLY (120V)	55CAA-XE			2
	*CPU ASSEMBLY (240V)	55CAA-XJ			2
2	*CABINET ASSEMBLY, EXPANDER	BA22E-AA			10
3	*Cable, PCIM 4 Cond 4 P Phone Plug @ Ea. End	17-02285-02			
4	*Cable, DSSI 50 Cond Blue	17-02245-02			
5	*Cable, DSSI 50 Cond 7 ft. Green	17-02245-03			
6	*Cord, Power 30 inches	17-00442-38			
7	*Cord, Power 15 ft. 2 inches	17-00442-17			
8	*Cord, Power 54 inches	17-00442-39			
9	*Cable, DSSI 50 Cond 3 ft.	17-03023-01			
10	*Cable, X-Link 50 Cond	17-02194-01			
11	*Adaptor, Fault Tolerant Ethernet DSSI	KFE52-AA			
12	*Module, 60 NS Fault Tolerant CPU	KA520-AA			
13	*Module, 32 MB ECC Single Memory 1MB DRAM	MS520-BA			

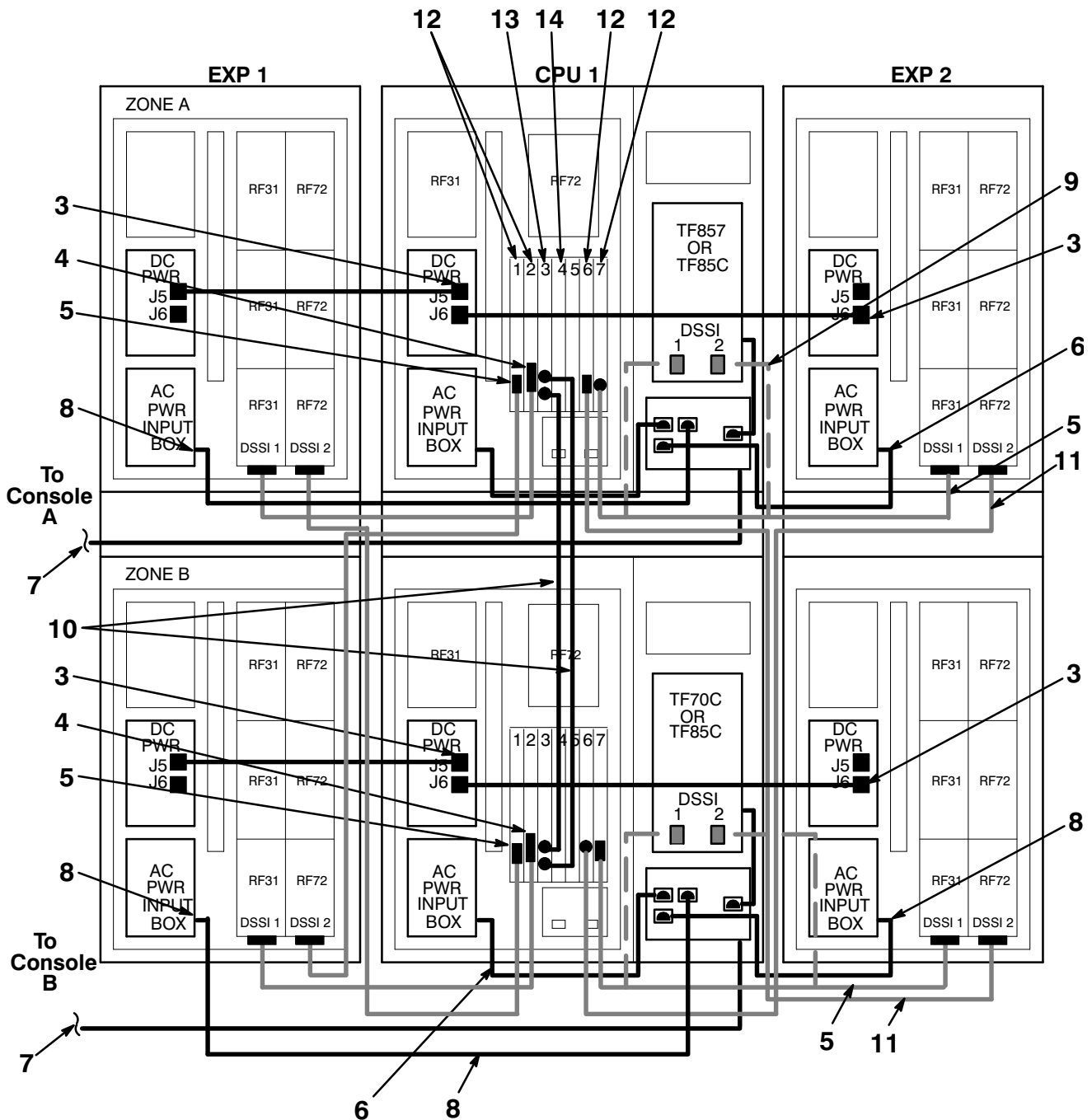
THIS PAGE INTENTIONALLY LEFT BLANK





VFT61X-23-IL

**Figure 23. VAXft Model 610 CPU To Expanders 1 and 2 (Sheet 1 of 2)**



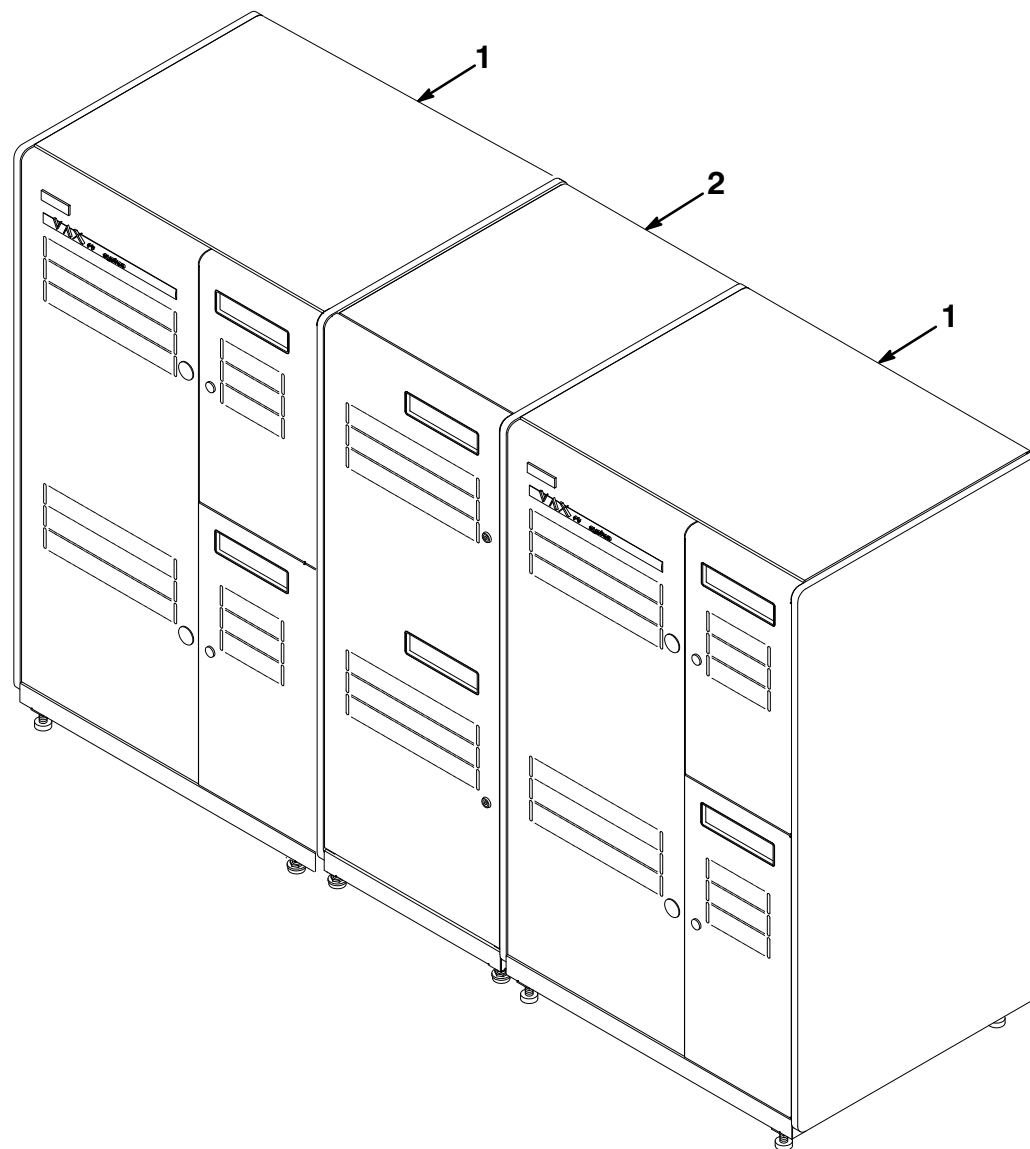
VFT61X-23A-IL

Figure 23. VAXft Model 610 CPU To Expanders 1 and 2 (Sheet 2 of 2)

FIG.& ITEM NO.	DESCRIPTION	DEC PART NO.	ECO CUT-IN	USED ON CODE	REF FIG NO.
23-	VAXft MODEL 610 CPU TO EXPANDERS 1 AND 2				
1	*CPU ASSEMBLY (120V)	55CAA-XE			2
	*CPU ASSEMBLY (240V)	55CAA-XJ			2
2	*CABINET ASSEMBLY, EXPANDER	BA22E-AA			10
3	*Cable, PCIM 4 Cond 4 P Phone Plug @ Ea. End	17-02285-02			
4	*Cable, DSSI 50 Cond Red	17-02245-01			
5	*Cable, DSSI 50 Cond Blue	17-02245-02			
6	*Cord, Power 30 inches	17-00442-38			
7	*Cord, Power 15 ft. 2 inches	17-00442-17			
8	*Cord, Power 54 inches	17-00442-39			
9	*Cable, DSSI 50 Cond 3 ft.	17-03023-01			
10	*Cable, X-Link 50 Cond	17-02194-01			
11	*Cable, DSSI 50 Cond 7 ft. Green	17-02245-03			
12	*Adaptor, Fault Tolerant Ethernet DSSI	KFE52-AA			
13	*Module, 60 NS Fault Tolerant CPU	KA520-AA			
14	*Module, 32 MB ECC Single Memory 1MB DRAM	MS520-BA			

THIS PAGE INTENTIONALLY LEFT BLANK

PARTS LIST



VFT61X-24-IL

**Figure 24. VAXft Model 612 CPU's 1 and 2 To Expander 1 (Sheet 1 of 2)**

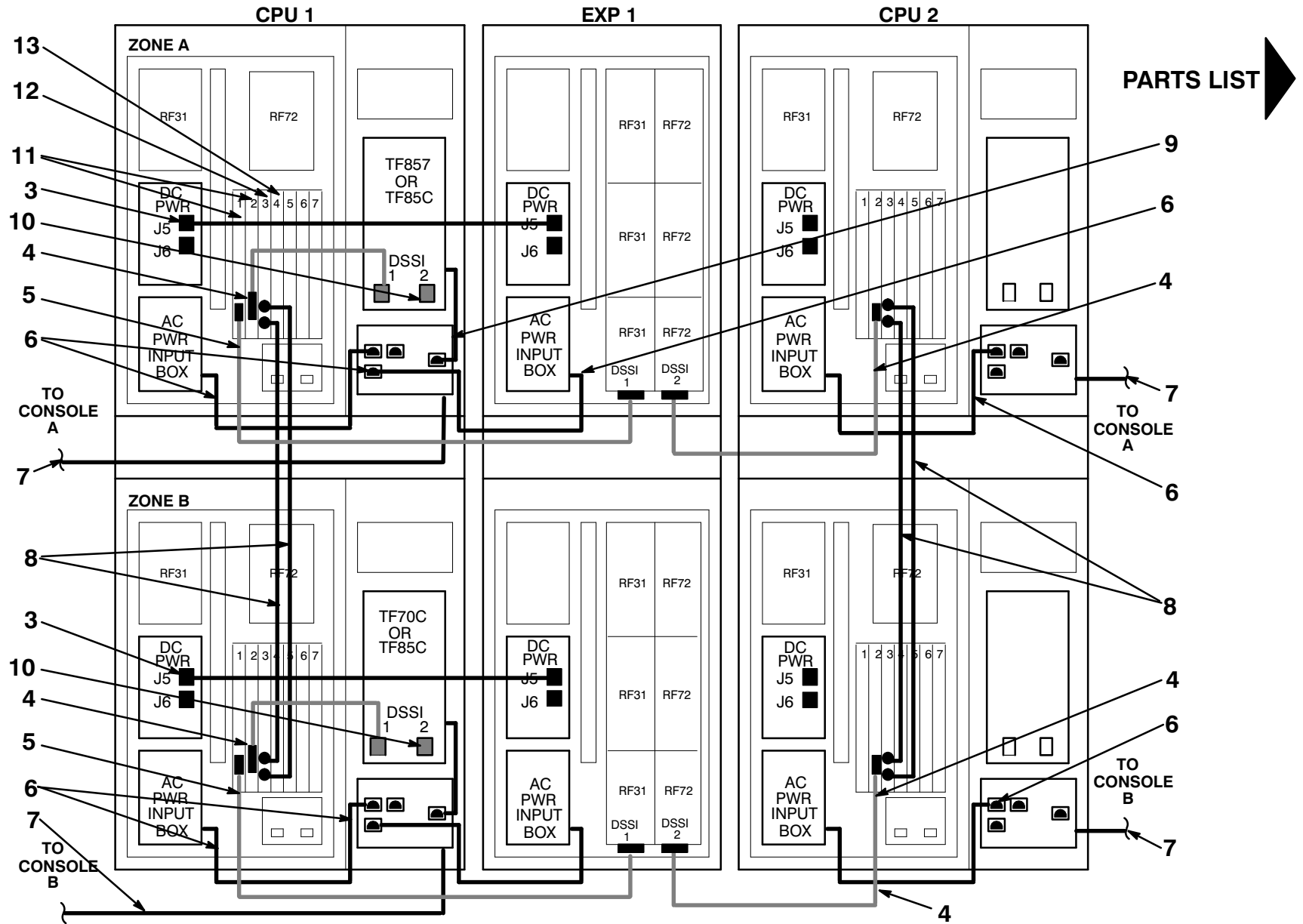


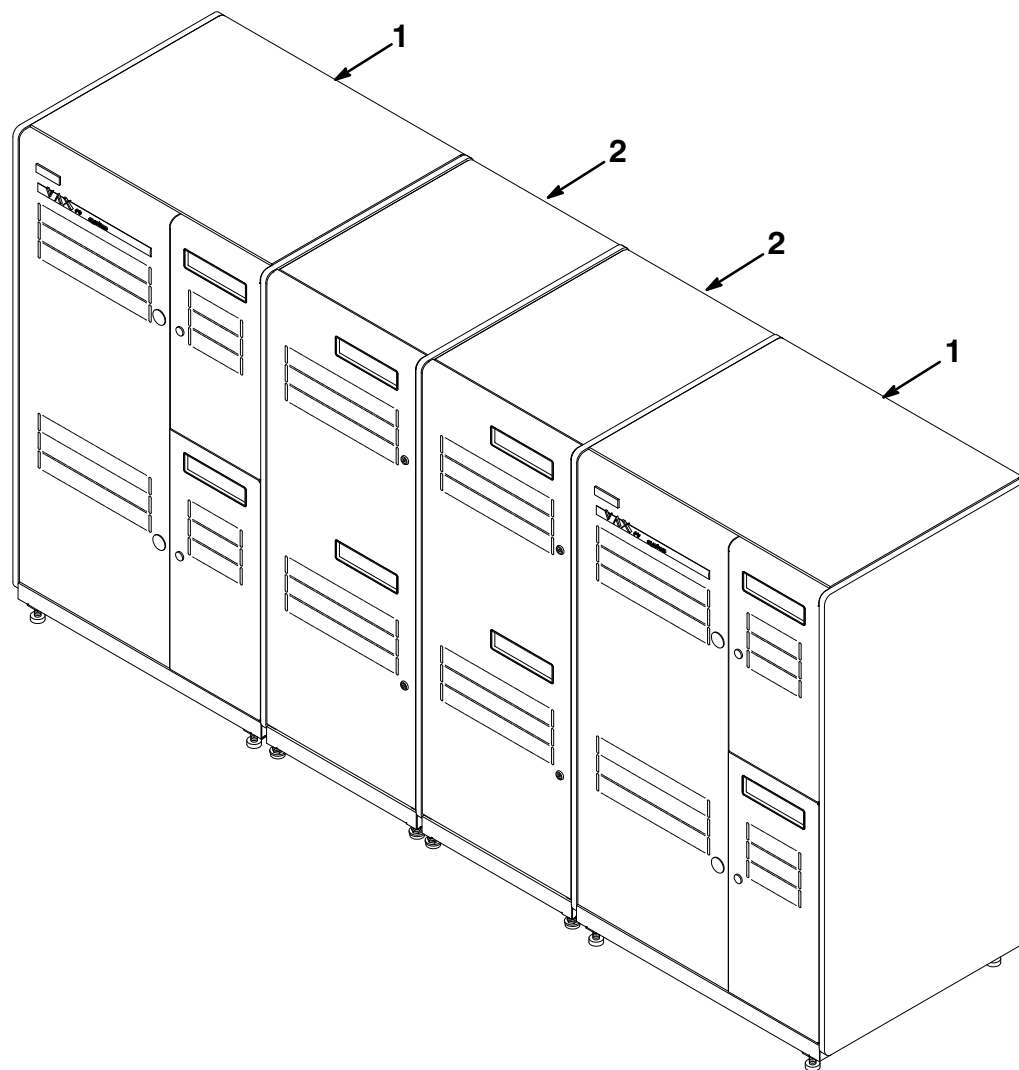
Figure 24. VAXft Model 612 CPU's 1 and 2 To Expander 1 (Sheet 2 of 2)

FIG.& ITEM NO.	DESCRIPTION	DEC PART NO.	ECO CUT-IN	USED ON CODE	REF FIG NO.
24-	VAXft MODEL 612 CPU's 1 and 2 TO EXPANDER 1	55CAA-AE			1
	VAXft MODEL 612 CPU's 1 and 2 TO EXPANDER 1	55CAA-AJ			1
1	*CPU ASSEMBLY (120V)	55CAA-XE			2
	*CPU ASSEMBLY (240V)	55CAA-XJ			2
2	*CABINET ASSEMBLY, EXPANDER	BA22E-AA			10
3	*Cable, PCIM 4 Cond 4 P Phone Plug @ Ea. End	17-02285-02			
4	*Cable, DSSI 50 Cond Red	17-02245-01			
5	*Cable, DSSI 50 Cond Blue	17-02245-02			
6	*Cord, Power 30 inches	17-00442-38			
7	*Cord, Power 15 ft. 2 inches	17-00442-17			
8	*Cable, X-Link 50 Cond	17-02194-01			
9	*Cord, Power 54 inches	17-00442-39			
10	*Terminator	12-29258-01			
11	*Adaptor, Fault Tolerant Ethernet DSSI	KFE52-AA			
12	*Module, 60 NS Fault Tolerant CPU	KA520-AA			
13	*Module, 32 MB ECC Single Memory 1MB DRAM	MS520-BA			

THIS PAGE INTENTIONALLY LEFT BLANK

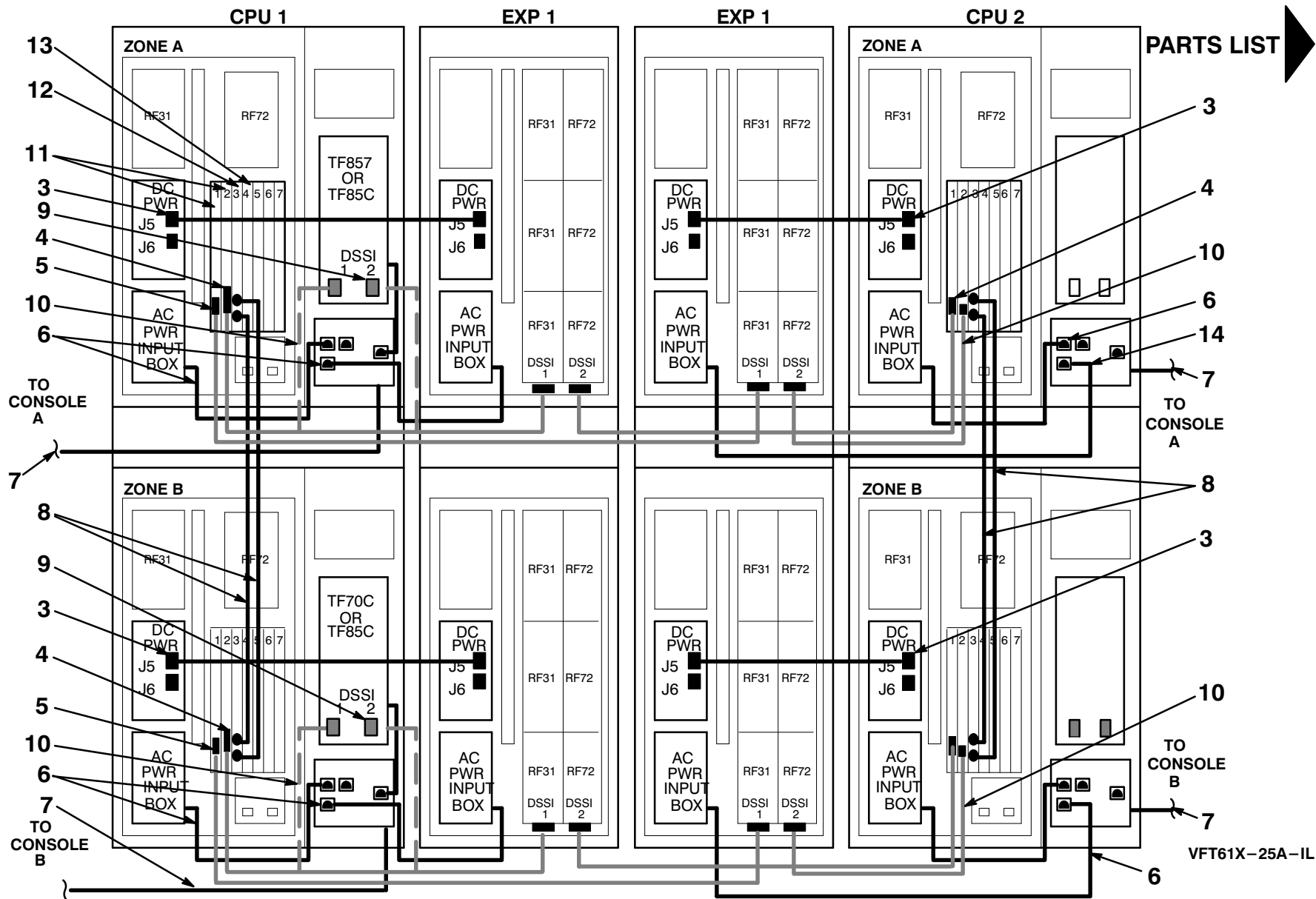


PARTS LIST



VFT61X-25-IL

**Figure 25. VAXft Model 612 Fully Clustered System (Sheet 1 of 2)**



PARTS LIST

Figure 25. VAXft Model 612 Fully Clustered System (Sheet 2 of 2)

FIG.& ITEM NO.	DESCRIPTION	DEC PART NO.	ECO CUT-IN	USED ON CODE	REF FIG NO.
25-	VAXft MODEL 612 FULLY CLUSTERED SYSTEM	55CDA-AE			1
	VAXft MODEL 612 FULLY CLUSTERED SYSTEM	55CDA-AJ			1
1	*CPU ASSEMBLY (120V)	55CAA-XE			2
	*CPU ASSEMBLY (240V)	55CAA-XJ			2
2	*CABINET ASSEMBLY, EXPANDER	BA22E-AA			10
3	*Cable, PCIM 4 Cond Phone Plug @ Each End	17-02285-02			
4	*Cable, DSSI 50 Cond Blue	17-02245-02			
5	*Cable, DSSI 50 Cond 7 ft. Green	17-02245-03			
6	*Cord, Power 30 inches	17-00442-38			
7	*Cord, Power 15 ft. 2 inches	17-00442-17			
8	*Cable, X-Link 50 Cond	17-02194-01			
9	*Cable, DSSI 50 Cond 3 ft.	17-03023-01			
10	*Cable, DSSI 50 Cond Red	17-02245-01			
11	*Adaptor, Fault Tolerant Ethernet DSSI	KFE52-AA			
12	*Module, 60 NS Fault Tolerant CPU	KA520-AA			
13	*Module, 32 MB ECC Single Memory 1MB DRAM	MS520-BA			
14	*Cord, Power 54 inches	17-00442-39			
					Ω

THIS PAGE INTENTIONALLY LEFT BLANK

## **PART NUMBER/DESCRIPTION INDEX**

**THIS PAGE INTENTIONALLY LEFT BLANK**

# INDEX BY DEC PART NUMBER

VAXft System Models 610 and 612

PART NO.	DESCRIPTION	FIG NO.	ITEM NO.
00888-A	Power Entry Box, AC (120V 24A)	2	3
00888-B	Power Entry Box, AC (240V 12A)	2	4
10-14337-00	Capacitor, 2800 MFD 55V +/- 20% 85C	13	4
10-14337-00	Capacitor, 2800 MFD 55V +/- 20% 85C	7	4
10-14337-00	Capacitor, 2800 MFD 55V +/- 20% 85C	9	9
12-11255-32	Filter, Foam	2	8C
12-11255-32	Filter, Foam	10	5C
12-11255-33	Filter, Foam	2	16C
12-13756-07	Cable, Ground	2	68
12-15243-00	Screw, Machine No. 4-40 x 5/16	3	28
12-15336-08	Connector, 25 Position D-Sub	2	34
12-15336-08	Connector, 25 Position D-Sub	2	Not Shown
12-15843-01	Clip, Flat Cable w/Adhesive Back	2	46
12-15843-01	Clip, Flat Cable w/Adhesive Back	10	37
12-15843-02	Clip, Flat Cable w/Adhesive Back	10	38
12-15843-02	Clip, Flat Cable w/Adhesive Back	2	56
12-15911-00	Clamp, Adhesive Mount Cable	11	20
12-15911-00	Clamp, Adhesive Mount Cable	3	32
12-17521-00	Spring, Compression	5	20
12-18231-10	Shunt, Dip 12 Position	2	14
12-18893-01	Screw, Machine Hex Hd No. 5/16-18 x 3/4	12	24
12-19044-02	Washer, Flat	8	3
12-19245-02	Battery, 3 Cell 3.75 V .18 MA Nicad	9	5
12-19557-03	Strip, Contact	9	17
12-19557-04	Strip, Contact	12	32
12-20203-01	Hinge, Pull (Top)	2	16A
12-20203-02	Hinge, Pull	2	8A
12-20203-02	Hinge, Pull (Bottom)	2	16B
12-20203-02	Hinge, Pull	2	6A
12-20203-02	Hinge, Pull	10	6B
12-20203-02	Hinge, Pull	10	5B
12-20580-09	Shield, EMI/RFI Finger	4	31
12-22380-06	Shield, EMI/RFI Strip Clip-On	16	3
12-22380-06	Shield, EMI/RFI Strip Clip-On	18	3
12-22380-06	Shield, EMI/RFI Strip Clip-On	6	22
12-22380-11	Shield, EMI/RFI Strip Clip-On	12	31
12-22380-11	Shield, EMI/RFI Strip Clip-On	4	30
12-22380-17	Shield, EMI/RFI Strip Clip-On	11	19
12-22380-17	Shield, EMI/RFI Strip Clip-On	18	7
12-22380-17	Shield, EMI/RFI Strip Clip-On	16	7
12-22380-17	Shield, EMI/RFI Strip Clip-On	9	20
12-22380-17	Shield, EMI/RFI Strip Clip-On	3	36
12-23344-04	Indicator, Magnetic Cable Assembly	16	14
12-23344-04	Indicator, Magnetic Cable Assembly	15	10
12-23344-04	Indicator, Magnetic Cable Assembly	19	6
12-23344-04	Indicator, Magnetic Cable Assembly	17	10
12-23344-04	Indicator, Magnetic Cable Assembly	18	14
12-23344-04	Indicator, Magnetic Cable Assembly	13	8
12-23344-04	Indicator, Magnetic Cable Assembly	9	7
12-23374-09	Fan, Tube Axial 48 VDC	13	2
12-23374-09	Fan, Tube Axial 48 VDC	7	2
12-23374-09	Fan, Tube Axial 48 VDC	9	1
12-23381-04	Switch, DPST On-None-Off 10A 250V	18	23

# **INDEX BY DEC PART NUMBER** **VAXft System Models 610 and 612**

<b>PART NO.</b>	<b>DESCRIPTION</b>	<b>FIG NO.</b>	<b>ITEM NO.</b>
12-23381-04	Switch, DPST On-None-Off 10A 250V	16	23
12-23381-04	Switch, DPST On-None-Off 10A 250V	15	11
12-23381-04	Switch, DPST On-None-Off 10A 250V	19	8
12-23381-04	Switch, DPST On-None-Off 10A 250V	17	11
12-23599-09	Connector, D-Sub to MMJ	2	32
12-24023-04	Cable Assembly, ESD Wrist Strap	2	29
12-24095-01	Latch, Turn-Grip	10	5A
12-24095-01	Latch, Turn-Grip	10	6A
12-24095-01	Latch, Turn-Grip	2	16D
12-24095-01	Latch, Turn-Grip	2	6B
12-24095-01	Latch, Turn-Grip	2	8B
12-25469-10	Grommet, Caterpillar	6	27
12-26294-01	Spring, Compression	18	10
12-26327-02	Solenoid, Linear Mag Latch 12 VDC/0	18	12
12-26327-02	Solenoid, Linear Mag Latch 12 VDC/0	16	12
12-26339-01	Key, Cabinet Door	2	Not Shown
12-26339-01	Key, Cabinet Door	10	40
12-26340-01	Clip, FCC Fingerstock	4	36
12-26912-01	Guide, Card	12	15
12-26912-01	Guide, Card	4	17
12-26922-01	Finger, Non-Snag Grounding	12	28
12-26922-01	Finger, Non-Snag Grounding	6	21
12-26922-01	Finger, Non-Snag Grounding	2	47
12-26922-01	Finger, Non-Snag Grounding	5	27
12-26922-01	Finger, Non-Snag Grounding	3	24
12-26922-01	Finger, Non-Snag Grounding	4	27
12-27034-01	Screw, Shoulder No. 8-32	3	27
12-27034-01	Screw, Sems Pan Hd No. 8-32 x 1/2	5	23
12-27116-02	Handle, Round 90 Degree Free Fall	16	2
12-27116-02	Handle, Round 90 Degree Free Fall	18	2
12-27116-02	Handle, Round 90 Degree Free Fall	5	29
12-27116-02	Handle, Round 90 Degree Free Fall	6	20
12-27116-02	Handle, Round 90 Degree Free Fall	9	8
12-27450-05	Mount, Shock and Vibration	17	2
12-27450-05	Mount, Shock and Vibration	15	2
12-28686-08	Shield, RFI Gasket	6	32
12-28976-01	Connector, Filtered Terminal	3	20
12-28982-01	Breaker, 5P 7.5A 15A/20A-65V/1	5	6
12-29179-01	Filter, EMI Line 15A @ 120V AC 7.5A @24	5	25
12-29258-01	Terminator	24	10
12-29258-01	Terminator	21	7
12-29992-01	Mount, Shock and Vibration Isolator	12	22
12-31622-02	Shockwatch	17	6
12-31622-02	Shockwatch	15	6
12-32738-01	Clamp, Single Loop Cushioned	13	5
12-32738-01	Clamp, Single Loop Cushioned	7	3
12-32738-01	Clamp, Single Loop Cushioned	9	10
12-34359-01	Spring, Compression	16	10
16-28974-01	Transformer, Power 50/60 Hz 42V DC/90V AC	3	2
16-28974-01	Transformer, Power 50/60 Hz 42V DC 90V AC	11	3
17-00042-17	Cord, Power 15 Ft., 6A	2	Not Shown
17-00442-17	Cord, Power 15 ft. 2 inches	22	7
17-00442-17	Cord, Power 15 ft. 2 inches	21	4



# INDEX BY DEC PART NUMBER

VAXft System Models 610 and 612

PART NO.	DESCRIPTION	FIG NO.	ITEM NO.
17-00442-17	Cord, Power 15 ft. 2 inches	25	7
17-00442-17	Cord, Power 15 ft. 2 inches	23	7
17-00442-17	Cord, Power 15 ft. 2 inches	24	7
17-00442-38	Cord, Power 30 inches	23	6
17-00442-38	Cord, Power 30 inches	21	6
17-00442-38	Cord, Power 30 inches	25	6
17-00442-38	Cord, Power 30 inches	24	6
17-00442-38	Cord, Power 30 inches	22	6
17-00442-39	Cord, Power 54 inches	25	14
17-00442-39	Cord, Power 54 inches	22	8
17-00442-39	Cord, Power 54 inches	24	9
17-00442-39	Cord, Power 54 inches	21	3
17-00442-39	Cord, Power 54 inches	23	8
17-00811-05	Cable Assembly, Oval 6 Cond	2	12
17-00811-05	Cable Assembly, 25 D-Sub 25 Cond	2	24
17-01247-02	Cable Assembly, 26 Cond Flat	19	Not Shown
17-02043-01	Cable Assembly, AC Power	6	10
17-02044-01	Cable Assembly, Regulator	6	11
17-02045-01	Cable Assembly, Flat	11	25
17-02094-01	Harness Assembly, Wire 13 Conductor 18 AWG	5	24
17-02095-01	Harness Assembly, Wire 34 Conductor 22 AWG	5	14
17-02120-01	Cable Assembly, 34 Conductor Flat	3	Not Shown
17-02120-02	Cable Assembly, Flat 37 Conductor	11	12
17-02121-01	Cable Assembly, Flat 14 Conductor	11	13
17-02121-01	Cable Assembly, Flat 14 Conductor	3	Not Shown
17-02122-01	Cable Assembly, Flat 50 Conductor	3	Not Shown
17-02122-02	Cable Assembly, Flat 50 Conductor	11	14
17-02122-03	Cable Assembly, Flat 50 Conductor	11	10
17-02175-01	Circuit, Power Flex	3	7
17-02176-01	Circuit, Power Flex	11	17
17-02176-01	Circuit, Power Flex	3	8
17-02193-01	Harness Assembly, Wire 5 Conductor 18 AWG	6	12
17-02194-01	Cable, X-Link 50 Cond	24	8
17-02194-01	Cable, X-Link 50 Cond	22	10
17-02194-01	Cable, X-Link 50 Cond	23	10
17-02194-01	Cable, X-Link 50 Cond	21	5
17-02194-01	Cable, X-Link 50 Cond	25	8
17-02194-01	Cable Assembly, Molded Shielded 50 Cond	2	11
17-02245-01	Cable, DSSI 50 Cond Red	25	10
17-02245-01	Cable, DSSI 50 Cond Red	24	4
17-02245-01	Cable, DSSI 50 Cond Red	23	4
17-02245-02	Cable, DSSI TF85X	21	2
17-02245-02	Cable, DSSI 50 Cond Blue	25	4
17-02245-02	Cable, DSSI 50 Cond Blue	23	5
17-02245-02	Cable, DSSI 50 Cond Blue	22	4
17-02245-02	Cable, DSSI 50 Cond Blue	24	5
17-02245-03	Cable, DSSI 50 Cond 7 ft. Green	22	5
17-02245-03	Cable, DSSI 50 Cond 7 ft. Green	23	11
17-02245-03	Cable, DSSI 50 Cond 7 ft. Green	25	5
17-02254-01	Cable Assembly, Flat 24 Conductor	3	Not Shown
17-02258-01	Harness Assembly, Wire 9 Conductor 22 AWG	3	Not Shown
17-02265-01	Harness Assembly, Wire 7 Conductor 22 AWG	9	3
17-02266-01	Harness Assembly, Wire 12 Conductor 22 AWG	3	Not Shown
17-02275-01	Cable Assembly, 14 Cond Flat	15	Not Shown

**INDEX BY DEC PART NUMBER**  
**VAXft System Models 610 and 612**

<b>PART NO.</b>	<b>DESCRIPTION</b>	<b>FIG NO.</b>	<b>ITEM NO.</b>
17-02275-01	Cable Assembly, 14 Cond Flat	18	Not Shown
17-02275-01	Cable Assembly, 14 Cond Flat	19	Not Shown
17-02275-01	Cable Assembly, 14 Cond Flat	17	Not Shown
17-02275-01	Cable Assembly, 14 Cond Flat	16	Not Shown
17-02275-02	Cable Assembly	20	2A
17-02281-01	Cable Assembly, 50 Conductor Flat	11	16
17-02283-01	Harness Assembly, Wire 09 Cond 22 AWG	16	Not Shown
17-02283-01	Harness Assembly, Wire 09 Cond 22 AWG	18	Not Shown
17-02283-01	Harness Assembly, Wire 09 Cond 22 AWG	17	Not Shown
17-02283-01	Harness Assembly, Wire 09 Cond 22 AWG	15	Not Shown
17-02285-02	Cable, PCIM 4 Cond 4 P Phone Plug @ Ea. End	24	3
17-02285-02	Cable, PCIM 4 Cond Phone Plug @ Each End	25	3
17-02285-02	Cable, PCIM 4 Cond 4 P Phone Plug @ Ea. End	23	3
17-02285-02	Cable, PCIM 4 Cond 4 P Phone Plug @ Ea. End	22	3
17-02285-02	Cable Assembly, Oval 4 Cond	10	39
17-02322-01	Harness Assembly, Wire 34 Conductor 22 AWG	6	13
17-02325-01	Harness Assembly, Wire 2 Conductor 22 AWG	5	Not Shown
17-02363-01	Harness Assembly, Wire 11 Conductor 22 AWG	11	15
17-02375-01	Harness Assembly, Wire 12 Conductor 12 AWG	11	11
17-02413-01	Harness Assembly, Wire 50 Cond 28 AWG	16	20
17-02413-01	Harness Assembly, Wire 50 Cond 28 AWG	17	14
17-02413-01	Harness Assembly, Wire 50 Cond 28 AWG	18	20
17-02413-01	Harness Assembly, Wire 50 Cond 28 AWG	19	13
17-02413-01	Harness Assembly, Wire 50 Cond 28 AWG	15	14
17-02435-01	Harness Assembly, Wire 16 Conductor 22 AWG	3	Not Shown
17-02674-01	Harness Assembly, Wire 04 Cond 22 AWG	17	12
17-02674-01	Harness Assembly, Wire 04 Cond 22 AWG	16	16
17-02674-01	Harness Assembly, Wire 04 Cond 22 AWG	15	12
17-02674-01	Harness Assembly, Wire 04 Cond 22 AWG	19	9
17-02674-01	Harness Assembly, Wire 04 Cond 22 AWG	18	16
17-02687-01	Harness Assembly, 4 Conductor 10 AWG w/Ring	3	13
17-02688-01	Harness Assembly, Wire 4 Conductor w/8 Ring Terminals	11	32
17-03073-01	Cable Assembly, 6 Cond	2	31
17-04442-38	Cord, Power (30 inch)	2	13
17-02696-01	Cable Assembly, Flat 26 Conductor	11	18
17-02727-01	Harness Assembly, Wire 3 Conductor 18 AWG	5	Not Shown
17-02742-01	Harness Assembly, Wire 43 Conductor 18 AWG	5	22
17-02750-01	Cable Assembly, 24 Conductor Flat	5	Not Shown
17-02854-01	Cable Assembly, Jumper	11	Not Shown
17-02854-01	Cable Assembly, Jumper	3	Not Shown
17-03023-01	Cable, DSSI 50 Cond 3 ft.	22	9
17-03023-01	Cable, DSSI 50 Cond 3 ft.	25	9
17-03023-01	Cable, DSSI 50 Cond 3 ft.	23	9
17-03070-01	Cable Assembly	20	2B
17-03072-01	Cable Assembly	20	2C
30-29639-01	Battery Assembly, 48V 8A Lead Acid	11	7
30-29639-01	Battery Assembly, 48V 8A Lead Acid	3	35
36-12680-00	Label, "Ground Symbol Black"	11	Not Shown
36-12680-00	Label, "Ground Symbol Black"	3	Not Shown
36-12680-00	Label, "Ground Symbol Black"	5	31
36-12680-00	Label, "Ground Symbol Black"	6	Not Shown
36-13272-00	Label, Ground Symbol	10	17

**INDEX BY DEC PART NUMBER**  
VAXft System Models 610 and 612

PART NO.	DESCRIPTION	FIG NO.	ITEM NO.
36-13272-00	Label, Ground Symbol	2	65
36-17574-58	Label, "Serial/Power Universal"	3	18
36-17674-46	Label, "Serial/Power Univ USA UR/CSA"	11	29
36-17674-46	Label, Serial/Power	20	11
36-17674-46	Label, "Serial/Power, Univ, USA UR/CSA"	3	23
36-17674-58	Label, "Serial/Power Univ Made in USA"	11	29
36-20122-17	Label, "Electrical Rating, UR, CSA, H7233"	6	Not Shown
36-20122-18	Label, "Electrical Rating, UR, CSA, H7234"	6	Not Shown
36-20122-19	Label, "Electrical Rating UR CSA H407-A AC"	5	33
36-23878-64	Label, Canada (120V)	2	51
36-23878-65	Label, Canada (240V)	2	52
36-27838-66	Label, "BA22E Expander"	10	22
36-27905-16	Label, "Warning Equipment Rating (100-120V)"	10	18
36-27905-17	Label, "Warning Equipment Rating (220-240V)"	10	19
36-27920-01	Label, Kapton Blank	6	Not Shown
36-27920-01	Label, Kapton Blank	5	10
36-27921-01	Label, Laminated Over	6	Not Shown
36-27921-01	Label, Over Laminate	5	10
36-27922-01	Label, Dry Ink Foil Black	6	Not Shown
36-27922-01	Label, Dry Ink Foil Black	5	10
36-28979-01	Label, "Attention Pre-Installed Software"	10	42
36-28979-01	Label, "Attention Pre-installed Software"	2	67
36-29129-01	Tape Adhesive Cloth White	18	Not Shown
36-29129-01	Tape Adhesive Cloth White	16	Not Shown
36-33131-01	Label, "TUV"	11	27
36-33131-01	Label, "TUV BG"	3	14
36-33131-01	Label, "TUV BG"	5	33
36-33131-01	Label, "TUV BG"	6	Not Shown
36-33147-01	Label, "Power Supply DC H7233-AA"	6	Not Shown
36-33147-02	Label, "DC Power Supply H7233-BA"	6	Not Shown
36-33148-01	Label, "Summary Panel Expander"	10	20
36-33148-02	Label, "Summary Panel Exp"	10	43
36-33148-03	Label, "Summary Panel Expander"	10	21
36-33318-01	Label, "Drive RF31"	15	Not Shown
36-33318-02	Label, "Drive RF72"	18	Not Shown
36-33318-02	Label, "Drive RF72"	17	Not Shown
36-33713-01	Label, "Clean Room Approved Barcode/UL"	15	Not Shown
36-33713-01	Label, "Clean Room Approved Barcode/UL"	16	Not Shown
36-33713-01	Label, "Clean Room Approved Barcode/UL"	17	Not Shown
36-33713-01	Label, "Clean Room Approved Barcode/UL"	18	Not Shown
36-35900-01	Label, "German EMI Postcard"	2	Not Shown
36-36344-01	Label, "Warning Equipment Rating 100-120V"	20	12
36-36761-01	Label, "Power Cord"	2	15
36-33148-04	Label, "Summary Panel Expander"	10	23
36-33318-01	Label, "Drive RF31"	16	Not Shown
49-01157-00	Adhesive, Acrylic	18	15
49-01157-00	Adhesive, Acrylic	16	15
52CAA-XJ	CPU ASSEMBLY (240V)	2	N/A
54-10091-01	Module, RF72 Drive	17	23
54-10091-01	Module, RF72 Drive	18	24
54-17897-01	Module, Logic DC-DC Converter	6	7
54-18329-01	Module, RF31 Drive	15	23
54-18329-01	Module, RF31 Drive	16	25

# INDEX BY DEC PART NUMBER

## VAXft System Models 610 and 612

PART NO.	DESCRIPTION	FIG NO.	ITEM NO.
54-18658-01	Module, Disk Power Supply	6	9
54-18760-01	Module, AC Input	5	13
54-18784-01	Module, AC Input	5	2
54-19085-01	Module, TFK70 Controller	19	10
54-19250-01	Module, Disk Drive Adapter	17	13
54-19250-01	Module, Disk Drive Adapter	15	13
54-19250-01	Module, Disk Drive Adapter	18	19
54-19250-01	Module, Disk Drive Adapter	16	19
54-19260-01	Module, Backplane Drive	11	21
54-19260-01	Module, Backplane Drive	3	6
54-19481-01	Module, Summary Panel	2	66
54-19483-01	Module, Six Pack Backplane	11	2
54-19485-01	Module, Summary Panel Expander (A)	14	4
54-19485-02	Module, Summary Panel Expander (B)	14	5
54-19487-01	Module, Logic	8	1
54-19491-01	Module, Console Protection	3	22
54-20211-01	Module, Tape Drive Adapter	19	16
54-20219-01	Module, PCIM	6	8
55CAA-AE	VAXft MODEL 612 CPU's 1 and 2 TO EXPANDER 1	24	N/A
55CAA-AJ	VAXft MODEL 612 CPU's 1 and 2 TO EXPANDER 1	24	N/A
55CAA-XE	CPU ASSEMBLY (120V)	24	1
55CAA-XE	CPU ASSEMBLY (120V)	23	1
55CAA-XE	CPU ASSEMBLY (120V)	21	1
55CAA-XE	CPU ASSEMBLY (120V)	22	1
55CAA-XE	CPU ASSEMBLY (120V)	25	1
55CAA-XE	Cabinet Assembly, CPU (120/240V)	1	1
55CAA-XE	CPU ASSEMBLY (120V)	2	N/A
55CAA-XJ	CPU ASSEMBLY (240V)	25	1
55CAA-XJ	CPU ASSEMBLY (240V)	24	1
55CAA-XJ	CPU ASSEMBLY (240V)	21	1
55CAA-XJ	CPU ASSEMBLY (240V)	22	1
55CAA-XJ	CPU ASSEMBLY (240V)	23	1
55CAA-XJ	Cabinet Assembly, CPU (120/240V)	1	1
55CDA-AE	VAXft MODEL 612 FULLY CLUSTERED SYSTEM	25	N/A
55CDA-AE	55CDA-AE (120/240V)	1	N/A
55CDA-AJ	VAXft MODEL 612 FULLY CLUSTERED SYSTEM	25	N/A
55CDA-AJ	55CDA-AJ (120/240V)	1	N/A
70-19485-00	Panel, End	2	5
70-20305-00	Frame Assembly, Expander	1	3
70-20305-00	Frame Assembly, Expander	10	8
70-21765-01	Insulator Assembly	19	21
70-24697-01	Mechanics Assembly, RF31	15	25
70-24697-01	Mechanics Assembly, RF31	16	27
70-25598-01	FRAME ASSEMBLY, MAIN	3	1
70-25598-01	FRAME ASSEMBLY, MAIN	4	N/A
70-25972-01	Mechanics Assembly, RF72	18	26
70-25972-01	Mechanics Assembly, RF72	17	25
70-26102-01	FAN ASSEMBLY	3	21
70-26102-01	FAN ASSEMBLY	9	N/A
70-26105-01	FRAME ASSEMBLY, DISK CABINET	12	N/A
70-26105-01	FRAME ASSEMBLY, DISK CABINET	11	1
70-26107-01	FAN ASSEMBLY, EXPANDER BOX	13	N/A
70-26107-01	FAN ASSEMBLY, EXPANDER BOX	11	8
70-26124-01	Enclosure, Frame	12	8

# INDEX BY DEC PART NUMBER

VAXft System Models 610 and 612

PART NO.	DESCRIPTION	FIG NO.	ITEM NO.
70-26125-01	Chassis, Power Supply (Weldment)	6	5
70-26143-01	Shelf, Fan Guide Assembly	12	7
70-26144-01	Support, Bottom Card Cage (Weldment)	4	7
70-26145-01	Bulkhead, Fan Assembly	13	1
70-26148-01	Support, Power Supply (Weldment)	12	9
70-26148-01	Support, Power Supply (Weldment)	4	9
70-26149-01	Panel, Bottom (Weldment)	12	2
70-26149-01	Panel, Bottom (Weldment)	4	2
70-26865-01	FAN ASSEMBLY, DC	7	N/A
70-26865-01	FAN ASSEMBLY, DC	6	4
70-27229-01	Box, AC (Weldment)	5	1
70-27877-01	BACKPLANE ASSEMBLY	3	5
70-27877-01	BACKPLANE ASSEMBLY	8	N/A
70-27902-01	Canister, (Weldment)	17	7
70-27902-01	Canister, (Weldment)	15	7
70-27902-01	Canister, (Weldment)	19	12
70-27903-01	Baseplate Assembly, Canister	12	25
70-27903-01	Baseplate Assembly, Canister	4	21
70-27908-01	Solenoid Assembly	17	18
70-27908-01	Solenoid Assembly	15	18
70-27928-01	Housing Assembly, Disk Canister (Blank)	10	4
70-27929-01	Housing Assembly, Disk Canister (Blank)	10	3
70-27929-01	Housing Assembly, Disk	2	7
70-27938-01	Panel, Rear (Weldment)	12	10
70-27938-01	Panel, Rear (Weldment)	4	10
70-27939-01	Cover Assembly, Front	15	8
70-27939-01	Cover Assembly, Front	17	8
70-27939-02	Cover Assembly, Front	19	2
70-27999-01	Support, Tape Drive Assembly	19	17
70-28000-01	Base, Rackmount (Weldment)	3	30
70-28000-02	Base Assembly, (Rack Mount)	11	30
70-28022-01	Cover, AC Box	5	9
70-28050-01	Cabinet Assembly	2	1
70-28051-01	Cabinet Assembly	10	2
70-28052-01	Door Assembly, Front (36 inch)	2	8
70-28053-01	Door Assembly, Rear (36 inch)	2	6
70-28054-01	DOOR ASSEMBLY, FRONT	10	5
70-28055-01	DOOR ASSEMBLY, REAR	10	6
70-28056-01	Cover Assembly, Top	2	17
70-28912-01	Trough, Cable	10	9
70-28912-01	Trough, Cable	2	9
70-28913-01	Cover, Top	10	7
70-28922-01	Panel Assembly, Cover	3	25
70-28923-01	PANEL ASSEMBLY, SUMMARY	14	N/A
70-28923-01	PANEL ASSEMBLY, SUMMARY	10	13A
70-28923-01	PANEL ASSEMBLY, SUMMARY	11	9
70-28928-01	Door Assembly, Lower Front	2	16
70-28930-01	Door Assembly, Front Upper	2	33
70-28935-01	Box Assembly, Tape Drive	20	2
70-28971-01	Bezel Assembly	10	10
70-28971-01	Bezel Assembly	2	42
70-28974-01	Cover Assembly, Battery (48V)	3	2
74-25652-01	Plate, Skid	20	5
74-25652-02	Plate, Skid	19	22

**INDEX BY DEC PART NUMBER**  
VAXft System Models 610 and 612

<b>PART NO.</b>	<b>DESCRIPTION</b>	<b>FIG NO.</b>	<b>ITEM NO.</b>
74-33473-01	Slider, Solenoid	18	8
74-33473-01	Slider, Solenoid	16	8
74-33477-01	Holder, Battery Pack	9	6
74-36055-01	Guide, Single Slot Card Cage	4	14
74-36403-01	Cover, Top	12	1
74-36403-01	Cover, Top	4	1
74-36405-01	Panel, Right Side	12	3
74-36405-01	Panel, Right Side	4	3
74-36406-01	Pin, Guide	12	13
74-36406-01	Pin, Guide	5	21
74-36406-01	Pin, Guide	4	4
74-36406-02	Pin, Guide	13	3
74-36407-01	Panel, Right Center	4	5
74-36407-02	Panel, Right Center	12	4
74-36409-01	Support, Top Card Cage	4	6
74-36410-01	Support, Left Disk	12	5
74-36410-01	Support, Left Disk	4	8
74-36413-01	Plate, Mounting	6	1
74-36414-01	Panel, Fan Logic	9	2
74-36705-01	Cover, Filter	5	7
74-36717-01	Panel, Left Power Supply	6	2
74-36718-01	Panel, Right Power Supply	6	3
74-36719-01	Bracket, Power Supply Fan	7	1
74-36784-01	Bracket, Connector Support	4	19
74-36785-01	Bracket, Floating Signal Connector	6	6
74-36823-01	Bracket, Floating Connector	4	20
74-36824-01	Guide	12	11
74-36824-01	Guide	4	13
74-36885-01	Bracket, Shock Mount Canister	17	5
74-36885-01	Bracket, Shock Mount Canister	15	5
74-36892-01	Pin, Backplane Guide	8	5
74-36895-01	Bracket, Top Backplane	4	18
74-37320-01	Guide, BBU Snap-In	12	12
74-37320-01	Guide, BBU Snap-In	4	15
74-37446-01	Housing, Disk	18	1
74-37446-01	Housing, Disk	16	1
74-37454-01	Bushing, Guide Pin	12	6
74-37455-01	Pin, Guide	12	23
74-37708-01	Clip, ESD	4	16
74-37711-01	Shield, Left	4	11
74-37712-01	Shield, Right	4	12
74-38208-01	Lock, AC Chassis	5	30
74-38232-01	Lock, Spring Retainer	5	16
74-38275-01	Pin, Ground	11	42
74-39231-01	Bulkhead, DSSI	11	41
74-39292-01	Bracket, Connector Clamp	5	18
74-39632-01	Bracket, Connector Support	12	16
74-39958-01	Casting, Backplane Stiffener	8	2
74-40076-01	Panel, Front Summary	14	1
74-40333-01	Cover, AC Rear Chassis	5	11
74-40394-01	Panel, Summary	3	29
74-40399-01	Bracket, Sensor	18	4
74-40399-01	Bracket, Sensor	17	9
74-40399-01	Bracket, Sensor	15	9

**INDEX BY DEC PART NUMBER**  
VAXft System Models 610 and 612

<b>PART NO.</b>	<b>DESCRIPTION</b>	<b>FIG NO.</b>	<b>ITEM NO.</b>
74-40399-01	Bracket, Sensor	13	6
74-40399-01	Bracket, Sensor	16	4
74-40399-01	Bracket, Sensor	19	5
74-40399-01	Bracket, Sensor	9	12
74-40750-01	Slide, Canister	17	16
74-40750-01	Slide, Canister	19	3
74-40750-01	Slide, Canister	15	16
74-40751-01	Cover, Rear Canister	17	21
74-40751-01	Cover, Rear Canister	15	21
74-40751-01	Cover, Rear Canister	19	18
74-40790-01	Cover, Top Canister	17	22
74-40790-01	Cover, Top Canister	19	14
74-40790-01	Cover, Top Canister	15	22
74-40852-01	Panel, Connector	5	17
74-40917-01	Panel, Label	11	28
74-41139-01	Bracket, Top Right Shield	12	34
74-41139-01	Bracket, Top Right Shield	4	33
74-41141-01	Bracket, Side Shield	12	33
74-41141-01	Bracket, Side Shield	4	32
74-41193-01	Plate, BBU Shielding	12	27
74-41193-01	Plate, BBU Shielding	4	26
74-41199-01	Bracket, Floating Connector	12	17
74-41258-01	Cover, Base	10	11
74-41750-01	Shield, PCIM	6	33
74-41753-01	Bracket, Rear Panel Mount	12	30
74-41983-01	Plate, Shield	11	23
74-41983-01	Plate, Shield	3	15
74-42075-01	Spacer, Solenoid	16	6
74-42075-01	Spacer, Solenoid	18	6
74-42158-01	Cover, Base	2	30
74-42411-01	Button, Key	2	20
74-42411-01	Bracket, Mounting (Left)	10	14
74-42411-01	Button, Key	10	16
74-42411-02	Bracket, Mounting (Right)	10	15
74-42482-01	Bracket, Mounting (Left)	2	18
74-42482-02	Bracket, Mounting (Right)	2	19
74-42556-01	Bracket, Summary Panel	14	2
74-42610-01	Bracket, Front	2	22
74-42785-01	Clip, Grounding	20	4
74-42813-01	Plate, Front	20	3
74-43072-01	Tray, Tape Loader	2	37
74-43073-01	Cover, Summary Panel Extention	10	13
74-43073-01	Bracket, Summary Panel Extention	10	12
74-43074-01	Bracket, Extension Summary Panel	2	39
74-43154-01	Gauge Pin	20	Not Shown
74-43261-01	Medallion, VAXft System (Tall Cabinet)	2	10
74-43379-01	Bracket, Summary Panel Connector	2	38
74-43485-01	Logo, Digital	2	23
74-43510-01	Cover, Extension Panel	2	40
74-43944-01	Insulator, Tape Drive	20	6
90-00030-47	Rivet, Blind	12	20
90-00030-47	Rivet, Blind	4	22
90-00030-48	Rivet, Blind Brazier	12	21
90-00030-48	Rivet, Blind Brazier	4	23

# **INDEX BY DEC PART NUMBER** **VAXft System Models 610 and 612**

<b>PART NO.</b>	<b>DESCRIPTION</b>	<b>FIG NO.</b>	<b>ITEM NO.</b>
90-00033-05	Spacer, Threaded Aluminum 6-32	14	6
90-00039-06	Screw, Machine Flat Hd No. 4-40 x 3/16	18	13
90-00039-11	Screw, Machine Flat Hd No. 6-32 x 3/4	13	10
90-00039-11	Screw, Machine Flat Hd No. 6-32 x 3/4	9	18
90-00039-28	Screw, Machine Flat Hd No. 6-32 x 5/32	16	21
90-00039-28	Screw, Machine Flat Hd No. 6-32 x 5/32	18	21
90-00039-32	Screw, Machine Flat Hd No. 6-32 x 1/2	17	3
90-00039-32	Screw, Machine Flat Hd No. 6-32 x 1/2	15	3
90-00049-01	Screw, Sems Pan Hd No. 6-32 x 1/4	5	32
90-00049-02	Screw, Sems Truss Hd No. 10-32 x 1/4	13	7
90-00049-02	Screw, Sems Truss Hd No. 10-32 x 1/4	7	9
90-00049-02	Screw, Sems Truss Hd No. 10-32 x 1/4	9	13
90-00049-14	Screw, Sems Pan Hd No. 6-32 x 1/2	19	19
90-00049-14	Screw, Sems Pan Hd No. 6-32 x 1/2	16	18
90-00049-14	Screw, Sems Pan Hd No. 6-32 x 1/2	18	18
90-00049-14	Screw, Sems Pan Hd No. 6-32 x 1/2	17	20
90-00049-14	Screw, Sems Pan Hd No. 6-32 x 1/2	15	20
90-00049-16	Screw, Sems Pan Hd No. 8-32 x 5/16	11	24
90-00049-17	Screw, Sems Truss Hd No. 8-32 x 3/8	12	14
90-00049-21	Screw, Sems Pan Hd No. 6-32 x 5/16	17	17
90-00049-21	Screw, Sems Pan Hd No. 6-32 x 5/16	15	17
90-00049-22	Screw, Sems Pan Hd No. 6-32 x 5/16	12	19
90-00049-22	Screw, Sems Pan Hd No. 6-32 x 5/16	4	29
90-00049-24	Screw, Sems Pan Hd No. 6-32 x 3/8	6	17
90-00049-30	Screw, Sems Truss Hd No. 6-32 x 1/4	16	22
90-00049-30	Screw, Sems Truss Hd No. 6-32 x 1/4	18	22
90-00062-01	Screw, Self-Tap Pan Hd No. 4 x 1/4	5	15
90-00063-13	Screw, Self-Tap Truss Hd No. 6 x 1/2	8	4
90-06010-01	Screw, Machine Pan Hd No. 4-40 x 5/16	6	23
90-06011-01	Screw, Mach Phl Pan Hd No. 4-40 x 3/8	18	25
90-06011-01	Screw, Mach Phl Pan Hd No. 4-40 x 3/8	15	24
90-06011-01	Screw, Mach Phl Pan Hd No. 4-40 x 3/8	17	24
90-06011-01	Screw, Mach Phl Pan Hd No. 4-40 x 3/8	16	26
90-06020-03	Screw, Machine No. 6-32 x 1/4	14	3
90-06021-03	Screw, Machine Truss Hd No. 6-32 x 3/8	19	20
90-06021-03	Screw, Machine Truss Hd No. 6-32 x 3/8	15	19
90-06021-03	Screw, Machine Truss Hd No. 6-32 x 3/8	17	19
90-06022-01	Screw, Mach Pan Hd. No. 6-32 x 3/8	20	9
90-06022-03	Screw, Machine Truss Hd No. 6-32 x 3/8	12	26
90-06024-01	Screw, Machine Pan Hd No. 6-32 x 1/2	11	26
90-06024-01	Screw, Machine Pan Hd No. 6-32 x 1/2	3	10
90-06025-01	Screw, Machine Pan Hd No. 10-32 x 5/8	11	36
90-06026-01	Screw, Machine Pan Hd No. 6-32 x 3/4	7	5
90-06036-01	Screw, Machine Pan Hd No. 8-32 x 5/16	8	6
90-06071-01	Screw, Mach Pan Hd. No. 10-32 x 3/8	20	10
90-06243-09	Screw, Mach Hex Hd No. 1/4-20 x 3/4	1	4
90-06243-09	Screw, Mach Hex Hd No. 1/4-20 x 3/4	10	29
90-06557-00	Nut, Kep No. 4-40	18	5
90-06557-00	Nut, Hex Ext Tooth Lockwasher No. 4-40	12	36
90-06557-00	Nut, Hex Ext Tooth Lockwasher No. 4-40	13	12
90-06557-00	Nut, Hex Ext Tooth Lockwasher No. 4-40	9	16
90-06557-00	Nut, Hex Ext Tooth Lockwasher No. 4-40	4	35
90-06557-00	Nut, Hex Ext Tooth Lockwasher No. 4-40	6	24
90-06560-00	Nut, Hex Ext Tooth Lockwasher No. 6-32	11	22
90-06560-00	Nut, Hex Ext Tooth Lockwasher No. 6-32	13	13



# INDEX BY DEC PART NUMBER

VAXft System Models 610 and 612

PART NO.	DESCRIPTION	FIG NO.	ITEM NO.
90-06560-00	Nut, Kep No. 6-32	2	43
90-06560-00	Nut, Hex Ext Tooth Lockwasher No. 6-32	9	19
90-06560-00	Nut, Kep No. 6-32	10	26
90-06563-00	Nut, Hex Ext Tooth Lockwasher No. 8-32	13	14
90-06563-00	Nut, Hex Ext Tooth Lockwasher No. 8-32	9	4
90-06565-00	Nut, Kep No.10-32	11	Not Shown
90-06565-00	Nut, Hex Ext Tooth Lockwasher No. 10-32	5	4
90-06565-00	Nut, Kep No. 10-32	2	50
90-06565-00	Nut, Kep No. 10-32	10	30
90-06565-00	Nut, Hex Ext Tooth Lockwasher No. 10-32	7	7
90-06565-00	Nut, Hex Ext Tooth Lockwasher 10-32	3	9
90-06571-00	Spacer, Threaded Hex No. 6-32 x 3/4	2	45
90-06656-00	Washer, Flat	2	44
90-06656-00	Washer, Flat	10	27
90-06661-00	Washer, Flat	6	29
90-06664-00	Washer, Flat	5	5
90-06664-00	Washer, Flat	2	48
90-06664-00	Washer, Flat	10	31
90-06668-00	Washer, Flat	3	17
90-06668-00	Washer, Flat	11	6
90-06688-00	Washer, Split	6	Not Shown
90-06690-00	Washer, Split Helical	6	30
90-06690-00	Washer, Split Helical	8	7
90-06707-00	Washer, Flat Nylon	6	28
90-06714-00	Washer, Flat	5	19
90-07028-00	Grommet, Round Rubber	7	8
90-07031-00	Tie, Cable	18	Not Shown
90-07031-00	Tie, Cable	20	7
90-07031-00	Tie, Cable	19	Not Shown
90-07031-00	Tie, Cable	17	Not Shown
90-07031-00	Tie, Cable	16	Not Shown
90-07031-00	Tie, Cable	15	Not Shown
90-07031-00	Tie, Cable	13	11
90-07031-00	Cable Tie	3	Not Shown
90-07031-00	Tie, Cable 3/4 inch	10	41
90-07031-00	Tie, Cable	6	16
90-07031-00	Tie, Cable	9	14
90-07031-00	Tie, Cable	7	11
90-07032-00	Cable Tie	3	37
90-07035-00	Grommet, Polyimide Caterpillar	7	10
90-07651-00	Washer, Lock	2	49
90-07651-00	Washer, Lock	10	32
90-07786-00	Nut, U-Type No. 10-32	2	53
90-08032-01	Screw, Machine Pan Hd No. 4-40 x 3/16	16	13
90-08203-00	Nut, Kep No. 1/4-20	1	5
90-08203-00	Nut, Kep No. 1/4-20	10	28
90-08203-00	Nut, Kep 1/4-20	2	21
90-08264-00	Mount, Adhesive Backed Cable Tie	13	9
90-08264-00	Mount, Adhesive Backed Cable Tie	9	11
90-08278-14	Bushing, Machine Screw Insulator	16	9
90-08278-14	Bushing, Machine Screw Insulator	18	9
90-08301-01	Screw, Machine Pan Hd No. 4-40 x 1/4	11	34
90-08301-01	Screw, Machine Pan Hd No. 4-40 x 1/4	3	12

# **INDEX BY DEC PART NUMBER** **VAXft System Models 610 and 612**

<b>PART NO.</b>	<b>DESCRIPTION</b>	<b>FIG NO.</b>	<b>ITEM NO.</b>
90-08323-00	Screw, Sems Hex Hd No. 10-32 x 5/8	2	54
90-08404-02	Screw, Machine Flat Hd No. 6-32 x 5/16	15	15
90-08404-02	Screw, Machine Flat Hd No. 6-32 x 5/16	19	15
90-08404-02	Screw, Machine Flat Hd No. 6-32 x 5/16	17	15
90-08404-02	Screw, Machine Flat Hd No. 6-32 x 5/16	11	39
90-08404-02	Screw, Machine Flat Hd No. 6-32 x 5/16	6	15
90-08404-02	Screw, Machine Flat Hd No. 6-32 x 5/16	3	33
90-08406-02	Screw, Machine Flat Hd No. 6-32 x 3/8	5	12
90-08451-05	Screw Lock	2	41
90-08521-00	Rivet, Blind Flush	12	29
90-08521-00	Rivet, Blind Flush	4	28
90-08957-00	Nut, Hex 6-32	12	18
90-08957-00	Nut, Hex No. 6-32	4	24
90-09100-03	Screw, Machine Truss Hd No. 6-32 x 1/4	4	25
90-09228-10	Screw, Sems Pan Hd No. 10-32 x 3/4	11	35
90-09228-10	Screw, Sems Pan Hd No. 10-32 x 3/4	3	31
90-09243-00	Nut, Hex Ext Tooth Lockwasher No. 6-32	6	19
90-09273-02	Ring, External Retainer	5	28
90-09282-00	Screw, Sems Pan Hd No. 10-32 x 7/16	3	16
90-09545-01	Screw, Sems Pan Hd No. 8-32 x 1/2	9	15
90-09626-00	Rivet, Dome Head	12	35
90-09626-00	Rivet, Dome Head	4	34
90-09644-01	Ring, Retaining	16	11
90-09644-01	Ring, Retaining	18	11
90-09718-02	Grommet, Strip	2	55
90-09718-02	Grommet, Strip	10	33
90-09718-03	Grommet, Strip	2	59
90-09718-03	Grommet, Strip	10	34
90-09718-05	Grommet, Strip	2	60
90-09718-05	Grommet, Strip	10	35
90-09749-00	Screw, Machine Flat Hd No. 6-32 x 3/16	5	8
90-09771-02	Clamp, Cable U-Clip Adhesive Back (Not Shown)	10	36
90-09771-02	Clamp, Cable U-Clip Adhesive Back	2	57
90-09865-01	Nut, Round Push	14	7
90-09882-00	Washer, Lock	20	8
90-09882-00	Washer, Lock	19	4
90-09984-00	Screw, Sems Pan Hd No. 6-32 x 3/8	11	37
90-09984-00	Screw, Sems Hex Hd No. 6-32 x 3/8	19	11
90-09984-00	Screw, Sems Pan Hd No. 6-32 x 3/8	3	19
90-09984-00	Screw, Sems Hex Hd No. 6-32 x 3/8	10	25
90-09984-00	Screw, Sems Pan Hd No. 6-32 x 3/8	2	36
90-09984-07	Screw, Sems Pan Hd No. 6-32 x 5/16	5	3
90-09984-09	Screw, Sems Pan Hd No. 8-32 x 1/2	5	26
90-09985-02	Screw, Sems Hex Hd No. 10-32 x 3/8	2	58
90-09988-03	Screw, Sems Hex Hd No. 8-32 x 5/8	6	18
90-09988-05	Screw, Sems Hex Hd No. 10-32 x 1/2	11	40
90-09988-05	Screw, Sems Slotted Hex Hd. No. 10-32 x 1/2	20	Not Shown
90-09988-05	Screw, Sems Hex Hd No. 10-32 x 1/2	2	35
90-09988-05	Screw, Sems Hex Hd No. 10-32 x 1/2	10	24
90-09988-05	Screw, Sems Hex Hd No. 10-32 x 1/2	3	34
90-09988-11	Screw, Sems Hex Hd No. 6-32 x 5/16	6	14
90-09988-12	Screw, Sems Hex Hd No. 6-32 x 1/4	3	26
90-09988-17	Screw, Sems Hex Hd No. 10-32 x 5/8	11	38
90-09988-17	Screw, Sems Hex Hd No. 10-32 x 5/8	3	11
90-10115-00	Nut, Well No. 8-32	7	6

# INDEX BY DEC PART NUMBER

VAXft System Models 610 and 612

PART NO.	DESCRIPTION	FIG NO.	ITEM NO.
90-10154-00	Nut, Hex Ext Tooth Lockwasher 8-32	6	31
90-10174-00	Screw, Sems Pan Hd No. 6-32 x 1/4	6	34
90-10586-01	Nut, Kep No. 4-40	19	7
90-10586-01	Nut, Kep No. 4-40	16	5
90-10586-01	Nut, Kep No. 4-40	17	4
90-10586-01	Nut, Kep No. 4-40	15	4
90-10959-02	Screw, Machine Pan Hd No. M2.5	11	33
90-10971-01	Screw, Machine 6-32 x 1/4	11	31
90-10971-01	Screw, Machine No. 10-32 x 1/4	3	Not Shown
90-11058-01	Screw, Plastic Slot Hd No. 6-32 x 1/2	6	25
90-11060-01	Bumper, Button	6	26
BA22A-B9	CABINET ASSEMBLY, CPU (120/240V)	3	N/A
BA22A-B9	CABINET ASSEMBLY, CPU	2	2
BA22B-C9	CABINET ASSEMBLY, DISK	10	1
BA22B-C9	CABINET ASSEMBLY, DISK	11	N/A
BA22E-AA	CABINET ASSEMBLY, EXPANDER	25	2
BA22E-AA	CABINET ASSEMBLY, EXPANDER	23	2
BA22E-AA	CABINET ASSEMBLY, EXPANDER	22	2
BA22E-AA	CABINET ASSEMBLY, EXPANDER	24	2
BA22E-AA	CABINET ASSEMBLY, EXPANDER	1	2
BA22E-AA	CABINET ASSEMBLY, EXPANDER	10	N/A
BC22E-25	Cable, 25 Ft., Async, Shielded	2	Not Shown
H407-A	BOX ASSEMBLY, AC INPUT (120V 50/60 Hz)	3	3
H407-A	BOX ASSEMBLY, AC INPUT	11	4
H407-A	BOX ASSEMBLY, AC INPUT (120V 50/60 Hz)	5	N/A
H7233-AA	POWER SUPPLY ASSEMBLY, REGULATOR	6	N/A
H7233-AA	POWER SUPPLY ASSEMBLY, REGULATOR	3	4
H7233-BA	POWER SUPPLY ASSEMBLY, REGULATOR	11	5
H7233-BA	POWER SUPPLY ASSEMBLY, REGULATOR	6	N/A
KA520-AA	Module, 60 NS Fault Tolerant CPU	21	9
KA520-AA	Module, 60 NS Fault Tolerant CPU	23	13
KA520-AA	Module, 60 NS Fault Tolerant CPU	24	12
KA520-AA	Module, 60 NS Fault Tolerant CPU	25	12
KA520-AA	Module, 60 NS Fault Tolerant CPU	22	12
KA550-AA	Module, Fault Tolerant 70 NS Dual CPU (T3007)	2	25
KFE52-AA	Adaptor, Fault Tolerant Ethernet DSSI	21	8
KFE52-AA	Adaptor, Fault Tolerant Ethernet DSSI	25	11
KFE52-AA	Adaptor, Fault Tolerant Ethernet DSSI	23	12
KFE52-AA	Adaptor, Fault Tolerant Ethernet DSSI	22	11
KFE52-AA	Adaptor, Fault Tolerant Ethernet DSSI	24	11
KFE52-AA	Adaptor, Fault Tolerant Ethernet/DSSI	1	Not Shown
KFE52-AA	Adaptor, Fault Tolerant Ethernet/DSSI	2	27
MS520-BA	Module, 32 MB ECC Single Memory 1 MB DRAM	2	26
MS520-BA	Module, 32 MB ECC Single Memory 1 MB DRAM	21	10
MS520-BA	Module, 32 MB ECC Single Memory 1 MB DRAM	23	14
MS520-BA	Module, 32 MB ECC Single Memory 1 MB DRAM	25	13
MS520-BA	Module, 32 MB ECC Single Memory 1 MB DRAM	22	13
MS520-BA	Module, 32 MB ECC Single Memory 1 MB DRAM	24	13
RF31-EA	Drive, 381 MB DSSI Compatible Disk	16	17
RF31-EA	Drive, 381 MB DSSI Compatible Disk	15	1

**INDEX BY DEC PART NUMBER**  
**VAXft System Models 610 and 612**

<b>PART NO.</b>	<b>DESCRIPTION</b>	<b>FIG NO.</b>	<b>ITEM NO.</b>
RF31-JA	CANISTER ASSEMBLY, RF31 DISK DRIVE	15	N/A
RF31-JA	Canister Assembly, RF31 Disk Drive	2	61
RF31-JA	CANISTER ASSEMBLY, RF31-EA DISK DRIVE	10	44
RF31-KA	DISK ASSEMBLY, RF31	16	N/A
RF31-KA	DISK ASSEMBLY, RF31-EA	10	45
RF72-EA	Drive, 1000 MB DSSI Compatible Disk	18	17
RF72-EA	Drive, 1000 MB DSSI Compatible Disk	17	1
RF72-JA	CANISTER ASSEMBLY, RF72 DISK DRIVE	17	N/A
RF72-JA	CANISTER ASSEMBLY, RF72 SHOCK MOUNTED	10	46
RF72-JA	Canister Assembly, RF72 Disk Drive	2	62
RF72-KA	DISK ASSEMBLY, RF72	18	N/A
RF72-KA	DISK ASSEMBLY, RF72-EA	10	47
T3004	Module, Sync. Comm (DSF32)	21	11
T3999-AA	Filler, Test Module	2	28
TF70C-JA	CANISTER ASSEMBLY, TF70C DISK DRIVE	19	N/A
TF70C-JA	Canister Assembly, TF70C Disk Drive	2	64
TF85-BA	Drive, TK85-BX w/DSSI Controller	20	1
TF857-CA	Tape Subsystem, TF857 Magazine (18 Gb)	2	63
TF85C-AA	CANISTER ASSEMBLY, TF85C DISK DRIVE	20	N/A
TF85C-AA	Canister Assembly, TF85C Disk Drive	2	64
TK70-EA	Drive, TK70 w/o Skid Plate and Cartridge	19	1

# INDEX BY DEC PART DESCRIPTION

VAXft System Models 610 and 612

DESCRIPTION	DEC PART NO.	FIG. NO.	ITEM NO.
55CDA-AE (120/240V)	55CDA-AE	1	N/A
55CDA-AJ (120/240V)	55CDA-AJ	1	N/A
Adaptor, Fault Tolerant Ethernet DSSI	KFE52-AA	24	11
Adaptor, Fault Tolerant Ethernet DSSI	KFE52-AA	23	12
Adaptor, Fault Tolerant Ethernet DSSI	KFE52-AA	25	11
Adaptor, Fault Tolerant Ethernet DSSI	KFE52-AA	22	11
Adaptor, Fault Tolerant Ethernet DSSI	KFE52-AA	21	8
Adaptor, Fault Tolerant Ethernet/DSSI	KFE52-AA	1	Not Shown
Adaptor, Fault Tolerant Ethernet/DSSI	KFE52-AA	2	27
Adhesive, Acrylic	49-01157-00	18	15
Adhesive, Acrylic	49-01157-00	16	15
BACKPLANE ASSEMBLY	70-27877-01	8	N/A
BACKPLANE ASSEMBLY	70-27877-01	3	5
Base Assembly, (Rack Mount)	70-28000-02	11	30
Base, Rackmount (Weldment)	70-28000-01	3	30
Baseplate Assembly, Canister	70-27903-01	12	25
Baseplate Assembly, Canister	70-27903-01	4	21
Battery Assembly, 48V 8A Lead Acid	30-29639-01	11	7
Battery Assembly, 48V 8A Lead Acid	30-29639-01	3	35
Battery, 3 Cell 3.75V .18 MA Nicad	12-19245-02	9	5
Bezel Assembly	70-28971-01	10	10
Bezel Assembly	70-28971-01	2	42
BOX ASSEMBLY, AC INPUT (120V 50/60 Hz)	H407-A	11	4
BOX ASSEMBLY, AC INPUT (120V 50/60 Hz)	H407-A	3	3
BOX ASSEMBLY, AC INPUT (120V 50/60 Hz)	H407-A	5	N/A
Box Assembly, Tape Drive	70-28935-01	20	2
Box, AC (Weldment)	70-27229-01	5	1
Bracket, Connector Clamp	74-39292-01	5	18
Bracket, Connector Support	74-39632-01	12	16
Bracket, Connector Support	74-36784-01	4	19
Bracket, Extension Summary Panel	74-43074-01	2	39
Bracket, Floating Connector	74-41199-01	12	17
Bracket, Floating Connector	74-36823-01	4	20
Bracket, Floating Signal Connector	74-36785-01	6	6
Bracket, Front	74-42610-01	2	22
Bracket, Mounting (Left)	74-42411-01	10	14
Bracket, Mounting (Left)	74-42482-01	2	18
Bracket, Mounting (Right)	74-42411-02	10	15
Bracket, Mounting (Right)	74-42482-02	2	19
Bracket, Power Supply Fan	74-36719-01	7	1
Bracket, Rear Panel Mount	74-41753-01	12	30
Bracket, Sensor	74-40399-01	15	9
Bracket, Sensor	74-40399-01	16	4
Bracket, Sensor	74-40399-01	13	6
Bracket, Sensor	74-40399-01	18	4
Bracket, Sensor	74-40399-01	17	9
Bracket, Sensor	74-40399-01	19	5
Bracket, Sensor	74-40399-01	9	12
Bracket, Shock Mount Canister	74-36885-01	17	5
Bracket, Shock Mount Canister	74-36885-01	15	5
Bracket, Side Shield	74-41141-01	12	33

# INDEX BY DEC PART DESCRIPTION

VAXft System Models 610 and 612

DESCRIPTION	DEC PART NO.	FIG. NO.	ITEM NO.
Bracket, Side Shield	74-41141-01	4	32
Bracket, Summary Panel	74-42556-01	14	2
Bracket, Summary Panel Connector	74-43379-01	2	38
Bracket, Summary Panel Extention	74-43073-01	10	12
Bracket, Top Backplane	74-36895-01	4	18
Bracket, Top Right Shield	74-41139-01	12	34
Bracket, Top Right Shield	74-41139-01	4	33
Breaker, 5P 7.5A 15A/20A-65V/1	12-28982-01	5	6
Bulkhead, DSSI	74-39231-01	11	41
Bulkhead, Fan Assembly	70-26145-01	13	1
Bumper, Button	90-11060-01	6	26
Bushing, Guide Pin	74-37454-01	12	6
Bushing, Machine Screw Insulator	90-08278-14	18	9
Bushing, Machine Screw Insulator	90-08278-14	16	9
Button, Key	74-42411-01	10	16
Button, Key	74-42411-01	2	20
Cabinet Assembly	70-28051-01	10	2
Cabinet Assembly	70-28050-01	2	1
CABINET ASSEMBLY, CPU	BA22A-B9	2	2
Cabinet Assembly, CPU (120/240V)	55CAA-XJ	1	1
Cabinet Assembly, CPU (120/240V)	55CAA-XE	1	1
CABINET ASSEMBLY, CPU (120/240V)	BA22A-B9	3	N/A
CABINET ASSEMBLY, DISK	BA22B-C9	10	1
CABINET ASSEMBLY, DISK	BA22B-C9	11	N/A
CABINET ASSEMBLY, EXPANDER	BA22E-AA	25	2
CABINET ASSEMBLY, EXPANDER	BA22E-AA	23	2
CABINET ASSEMBLY, EXPANDER	BA22E-AA	24	2
CABINET ASSEMBLY, EXPANDER	BA22E-AA	22	2
CABINET ASSEMBLY, EXPANDER	BA22E-AA	10	N/A
CABINET ASSEMBLY, EXPANDER	BA22E-AA	1	2
Cable Assembly	17-03072-01	20	2C
Cable Assembly	17-03070-01	20	2B
Cable Assembly	17-02275-02	20	2A
Cable Assembly, 14 Cond Flat	17-02275-01	15	Not Shown
Cable Assembly, 14 Cond Flat	17-02275-01	19	Not Shown
Cable Assembly, 14 Cond Flat	17-02275-01	16	NotShown
Cable Assembly, 14 Cond Flat	17-02275-01	17	Not Shown
Cable Assembly, 14 Cond Flat	17-02275-01	18	Not Shown
Cable Assembly, 24 Conductor Flat	17-02750-01	5	Not Shown
Cable Assembly, 25 D-Sub 25 Cond	17-03069-01	2	24
Cable Assembly, 26 Cond Flat	17-01247-02	19	Not Shown
Cable Assembly, 34 Conductor Flat	17-02120-01	3	Not Shown
Cable Assembly, 50 Conductor Flat	17-02281-01	11	16
Cable Assembly, 6 Cond	17-03073-01	2	31
Cable Assembly, AC Power	17-02043-01	6	10
Cable Assembly, ESD Wrist Strap	12-24023-04	2	29
Cable Assembly, Flat	17-02045-01	11	25
Cable Assembly, Flat 14 Conductor	17-02121-01	11	13
Cable Assembly, Flat 14 Conductor	17-02121-01	3	Not Shown
Cable Assembly, Flat 24 Conductor	17-02254-01	3	Not Shown
Cable Assembly, Flat 26 Conductor	17-02696-01	11	18
Cable Assembly, Flat 37 Conductor	17-02120-02	11	12

# INDEX BY DEC PART DESCRIPTION

VAXft System Models 610 and 612

DESCRIPTION	DEC PART NO.	FIG. NO.	ITEM NO.
Cable Assembly, Flat 50 Conductor	17-02122-03	11	10
Cable Assembly, Flat 50 Conductor	17-02122-02	11	14
Cable Assembly, Flat 50 Conductor	17-02122-01	3	Not Shown
Cable Assembly, Jumper	17-02854-01	11	Not Shown
Cable Assembly, Jumper	17-02854-01	3	Not Shown
Cable Assembly, Molded Shielded 50 Cond	17-02194-01	2	11
Cable Assembly, Oval 4 Cond	17-02285-02	10	39
Cable Assembly, Oval 6 Cond	17-00811-05	2	12
Cable Assembly, Regulator	17-02044-01	6	11
Cable Tie	90-07032-00	3	37
Cable Tie	90-07031-00	3	Not Shown
Cable, 25 Ft., Async, Shielded	BC22E-25	2	Not Shown
Cable, DSSI 50 Cond 7 ft. Green	17-02245-03	23	11
Cable, DSSI 50 Cond 7 ft. Green	17-02245-03	25	5
Cable, DSSI 50 Cond 7 ft. Green	17-02245-03	22	5
Cable, DSSI 50 Cond Blue	17-02245-02	24	5
Cable, DSSI 50 Cond 3 ft.	17-03023-01	23	9
Cable, DSSI 50 Cond 3 ft.	17-03023-01	25	9
Cable, DSSI 50 Cond 3 ft.	17-03023-01	22	9
Cable, DSSI 50 Cond Blue	17-02245-02	23	5
Cable, DSSI 50 Cond Blue	17-02245-02	25	4
Cable, DSSI 50 Cond Blue	17-02245-02	22	4
Cable, DSSI 50 Cond Red	17-02245-01	24	4
Cable, DSSI 50 Cond Red	17-02245-01	23	4
Cable, DSSI 50 Cond Red	17-02245-01	25	10
Cable, DSSI TF85X	17-02245-02	21	2
Cable, Ground	12-13756-07	2	68
Cable, PCIM 4 Cond 4 P Phone Plug @ Ea. End	17-02285-02	24	3
Cable, PCIM 4 Cond 4 P Phone Plug @ Ea. End	17-02285-02	23	3
Cable, PCIM 4 Cond 4 P Phone Plug @ Ea. End	17-02285-02	22	3
Cable, PCIM 4 Cond Phone Plug @ Each End	17-02285-02	25	3
Cable, X-Link 50 Cond	17-02194-01	23	10
Cable, X-Link 50 Cond	17-02194-01	25	8
Cable, X-Link 50 Cond	17-02194-01	24	8
Cable, X-Link 50 Cond	17-02194-01	21	5
Cable, X-Link 50 Cond	17-02194-01	22	10
Canister (Weldment)	70-27902-01	19	12
CANISTER ASSEMBLY, RF31 DISK DRIVE	RF31-JA	15	N/A
Canister Assembly, RF31 Disk Drive	RF31-JA	2	61
CANISTER ASSEMBLY, RF31 DISK DRIVE	RF31-JA	10	44
CANISTER ASSEMBLY, RF72 DISK DRIVE	RF72-JA	17	N/A
Canister Assembly, RF72 Disk Drive	RF72-JA	2	62
CANISTER ASSEMBLY, RF72 SHOCK MOUNTED	RF72-JA	10	46
CANISTER ASSEMBLY, TF70C DISK DRIVE	TF70C-JA	19	N/A
Canister Assembly, TF70C Disk Drive	TF70C-JA	2	64
CANISTER ASSEMBLY, TF85C DISK DRIVE	TF85C-AA	20	N/A
Canister Assembly, TF85C Disk Drive	TF85C-AA	2	64
Canister, (Weldment)	70-27902-01	15	7
Canister, (Weldment)	70-27902-01	17	7
Capacitor, 2800 MFD 55V +/- 20% 85C	10-14337-00	13	4

# INDEX BY DEC PART DESCRIPTION

VAXft System Models 610 and 612

DESCRIPTION	DEC PART NO.	FIG. NO.	ITEM NO.
Capacitor, 2800 MFD 55V +/- 20% 85C	10-14337-00	9	9
Capacitor, 2800 MFD 55V +/- 20% 85C	10-14337-00	7	4
Casting, Backplane Stiffener	74-39958-01	8	2
Chassis, Power Supply (Weldment)	70-26125-01	6	5
Circuit, Power Flex	17-02176-01	11	17
Circuit, Power Flex	17-02175-01	3	7
Circuit, Power Flex	17-02176-01	3	8
Clamp, Adhesive Mount Cable	12-15911-00	11	20
Clamp, Adhesive Mount Cable	12-15911-00	3	32
Clamp, Cable U-Clip Adhesive Back	90-09771-02	2	57
Clamp, Cable U-Clip Adhesive Back (Not Shown)	90-09771-02	10	36
Clamp, Single Loop Cushioned	12-32738-01	13	5
Clamp, Single Loop Cushioned	12-32738-01	7	3
Clamp, Single Loop Cushioned	12-32738-01	9	10
Clip, ESD	74-37708-01	4	16
Clip, FCC Fingerstock	12-26340-01	4	36
Clip, Flat Cable w/Adhesive Back	12-15843-01	10	37
Clip, Flat Cable w/Adhesive Back	12-15843-02	10	38
Clip, Flat Cable w/Adhesive Back	12-15843-01	2	46
Clip, Flat Cable w/Adhesive Back	12-15843-02	2	56
Clip, Grounding	74-42785-01	20	4
Connector, 25 Position D-Sub	12-15336-08	2	Not Shown
Connector, 25 Position D-Sub	12-15336-08	2	34
Connector, D-Sub to MMJ	12-23599-09	2	32
Connector, Filtered Terminal	12-28976-01	3	20
Cord, Power 15 ft. 2 inches	17-00442-17	23	7
Cord, Power 15 ft. 2 inches	17-00442-17	24	7
Cord, Power 15 ft. 2 inches	17-00442-17	25	7
Cord, Power 15 ft. 2 inches	17-00442-17	22	7
Cord, Power 15 ft. 2 inches	17-00442-17	21	4
Cord, Power 15 ft. 2 inches	17-00042-17	2	Not Shown
Cord, Power 30 inches	17-04442-38	2	13
Cord, Power 30 inches	17-00442-38	25	6
Cord, Power 30 inches	17-00442-38	23	6
Cord, Power 30 inches	17-00442-38	24	6
Cord, Power 30 inches	17-00442-38	22	6
Cord, Power 30 inches	17-00442-38	21	6
Cord, Power 54 inches	17-00442-39	23	8
Cord, Power 54 inches	17-00442-39	25	14
Cord, Power 54 inches	17-00442-39	24	9
Cord, Power 54 inches	17-00442-39	21	3
Cord, Power 54 inches	17-00442-39	22	8
Cover Assembly, Battery (48V)	70-28974-01	3	2
Cover Assembly, Front	70-27939-02	19	2
Cover Assembly, Front	70-27939-01	15	8
Cover Assembly, Front	70-27939-01	17	8
Cover Assembly, Top	70-28056-01	2	17
Cover, AC Box	70-28022-01	5	9
Cover, AC Rear Chassis	74-40333-01	5	11



# INDEX BY DEC PART DESCRIPTION

VAXft System Models 610 and 612

DESCRIPTION	DEC PART NO.	FIG. NO.	ITEM NO.
Cover, Base	74-41258-01	10	11
Cover, Base	74-42158-01	2	30
Cover, Extension Panel	74-43510-01	2	40
Cover, Filter	74-36705-01	5	7
Cover, Rear Canister	74-40751-01	17	21
Cover, Rear Canister	74-40751-01	15	21
Cover, Rear Canister	74-40751-01	19	18
Cover, Summary Panel Extention	74-43073-01	10	13
Cover, Top	74-36403-01	12	1
Cover, Top	70-28913-01	10	7
Cover, Top	74-36403-01	4	1
Cover, Top Canister	74-40790-01	19	14
Cover, Top Canister	74-40790-01	15	22
Cover, Top Canister	74-40790-01	17	22
CPU ASSEMBLY (120V)	55CAA-XE	25	1
CPU ASSEMBLY (120V)	55CAA-XE	24	1
CPU ASSEMBLY (120V)	55CAA-XE	21	1
CPU ASSEMBLY (120V)	55CAA-XE	22	1
CPU ASSEMBLY (120V)	55CAA-XE	23	1
CPU ASSEMBLY (120V)	55CAA-XE	2	N/A
CPU ASSEMBLY (240V)	55CAA-XJ	23	1
CPU ASSEMBLY (240V)	55CAA-XJ	25	1
CPU ASSEMBLY (240V)	55CAA-XJ	24	1
CPU ASSEMBLY (240V)	55CAA-XJ	21	1
CPU ASSEMBLY (240V)	55CAA-XJ	22	1
CPU ASSEMBLY (240V)	52CAA-XJ	2	N/A
DISK ASSEMBLY, RF31	RF31-KA	16	N/A
DISK ASSEMBLY, RF31	RF31-KA	10	45
DISK ASSEMBLY, RF72	RF72-KA	18	N/A
DISK ASSEMBLY, RF72	RF72-KA	10	47
DOOR ASSEMBLY, FRONT	70-28054-01	10	5
Door Assembly, Front (36 inch)	70-28052-01	2	8
Door Assembly, Front Upper	70-28930-01	2	33
Door Assembly, Lower Front	70-28928-01	2	16
DOOR ASSEMBLY, REAR	70-28055-01	10	6
Door Assembly, Rear (36 inch)	70-28053-01	2	6
Drive, 1000 MB DSSI Compatible Disk	RF72-EA	17	1
Drive, 1000 MB DSSI Compatible Disk	RF72-EA	18	17
Drive, 381 MB DSSI Compatible Disk	RF31-EA	15	1
Drive, 381 MB DSSI Compatible Disk	RF31-EA	16	17
Drive, TK70 w/o Skid Plate and Cartridge	TK70-EA	19	1
Drive, TK85-BX w/DSSI Controller	TF85-BA	20	1
Enclosure, Frame	70-26124-01	12	8
FAN ASSEMBLY	70-26102-01	9	N/A
FAN ASSEMBLY	70-26102-01	3	21
FAN ASSEMBLY, DC	70-26865-01	7	N/A
FAN ASSEMBLY, DC	70-26865-01	6	4
FAN ASSEMBLY, EXPANDER BOX	70-26107-01	11	8
FAN ASSEMBLY, EXPANDER BOX	70-26107-01	13	N/A

# INDEX BY DEC PART DESCRIPTION

VAXft System Models 610 and 612

DESCRIPTION	DEC PART NO.	FIG. NO.	ITEM NO.
Fan, Tube Axial 48 VDC	12-23374-09	13	2
Fan, Tube Axial 48 VDC	12-23374-09	7	2
Fan, Tube Axial 48 VDC	12-23374-09	9	1
Filler, Test Module	T3999-AA	2	28
Filter, EMI Line 15A @ 120V AC 7.5A @24	12-29179-01	5	25
Filter, Foam	12-11255-32	10	5C
Filter, Foam	12-11255-32	2	8C
Filter, Foam	12-11255-33	2	16C
Finger, Non-Snag Grounding	12-26922-01	12	28
Finger, Non-Snag Grounding	12-26922-01	6	21
Finger, Non-Snag Grounding	12-26922-01	3	24
Finger, Non-Snag Grounding	12-26922-01	4	27
Finger, Non-Snag Grounding	12-26922-01	5	27
Finger, Non-Snag Grounding	12-26922-01	2	47
FRAME ASSEMBLY, DISK CABINET	70-26105-01	12	N/A
FRAME ASSEMBLY, DISK CABINET	70-26105-01	11	1
Frame Assembly, Expander	70-20305-00	10	8
Frame Assembly, Expander	70-20305-00	1	3
FRAME ASSEMBLY, MAIN	70-25598-01	4	N/A
FRAME ASSEMBLY, MAIN	70-25598-01	3	1
Gauge Pin	74-43154-01	20	Not Shown
Grommet, Caterpillar	12-25469-10	6	27
Grommet, Polyimide Caterpillar	90-07035-00	7	10
Grommet, Round Rubber	90-07028-00	7	8
Grommet, Strip	90-09718-02	10	33
Grommet, Strip	90-09718-03	10	34
Grommet, Strip	90-09718-05	10	35
Grommet, Strip	90-09718-05	2	60
Grommet, Strip	90-09718-02	2	55
Grommet, Strip	90-09718-03	2	59
Guide	74-36824-01	12	11
Guide	74-36824-01	4	13
Guide, BBU Snap-In	74-37320-01	12	12
Guide, BBU Snap-In	74-37320-01	4	15
Guide, Card	12-26912-01	12	15
Guide, Card	12-26912-01	4	17
Guide, Single Slot Card Cage	74-36055-01	4	14
Handle, Round 90 Degree Free Fall	12-27116-02	18	2
Handle, Round 90 Degree Free Fall	12-27116-02	16	2
Handle, Round 90 Degree Free Fall	12-27116-02	6	20
Handle, Round 90 Degree Free Fall	12-27116-02	9	8
Handle, Round 90 Degree Free Fall	12-27116-02	5	29
Harness Assembly, 4 Conductor 10 AWG w/Ring	17-02687-01	3	13
Harness Assembly, Wire 34 Conductor 22 AWG	17-02095-01	5	14
Harness Assembly, Wire 04 Cond 22 AWG	17-02674-01	18	16
Harness Assembly, Wire 04 Cond 22 AWG	17-02674-01	17	12
Harness Assembly, Wire 04 Cond 22 AWG	17-02674-01	19	9
Harness Assembly, Wire 04 Cond 22 AWG	17-02674-01	15	12
Harness Assembly, Wire 04 Cond 22 AWG	17-02674-01	16	16
Harness Assembly, Wire 09 Cond 22 AWG	17-02283-01	16	Not Shown
Harness Assembly, Wire 09 Cond 22 AWG	17-02283-01	15	Not Shown

# INDEX BY DEC PART DESCRIPTION

VAXft System Models 610 and 612

DESCRIPTION	DEC PART NO.	FIG. NO.	ITEM NO.
Harness Assembly, Wire 09 Cond 22 AWG	17-02283-01	18	Not Shown
Harness Assembly, Wire 09 Cond 22 AWG	17-02283-01	17	Not Shown
Harness Assembly, Wire 11 Conductor 22 AWG	17-02363-01	11	15
Harness Assembly, Wire 12 Conductor 12 AWG	17-02375-01	11	11
Harness Assembly, Wire 12 Conductor 22 AWG	17-02266-01	3	Not Shown
Harness Assembly, Wire 13 Conductor 18 AWG	17-02094-01	5	24
Harness Assembly, Wire 16 Conductor 22 AWG	17-02435-01	3	Not Shown
Harness Assembly, Wire 2 Conductor 22 AWG	17-02325-01	5	Not Shown
Harness Assembly, Wire 3 Conductor 18 AWG	17-02727-01	5	Not Shown
Harness Assembly, Wire 34 Conductor 22 AWG	17-02322-01	6	13
Harness Assembly, Wire 4 Conductor w/8 Ring Terminals	17-02688-01	11	32
Harness Assembly, Wire 43 Conductor 18 AWG	17-02742-01	5	22
Harness Assembly, Wire 5 Conductor 18 AWG	17-02193-01	6	12
Harness Assembly, Wire 50 Cond 28 AWG	17-02413-01	15	14
Harness Assembly, Wire 50 Cond 28 AWG	17-02413-01	17	14
Harness Assembly, Wire 50 Cond 28 AWG	17-02413-01	19	13
Harness Assembly, Wire 50 Cond 28 AWG	17-02413-01	16	20
Harness Assembly, Wire 50 Cond 28 AWG	17-02413-01	18	20
Harness Assembly, Wire 7 Conductor 22 AWG	17-02265-01	9	3
Harness Assembly, Wire 9 Conductor 22 AWG	17-02258-01	3	Not Shown
Hinge, Pull	12-20203-02	10	5B
Hinge, Pull	12-20203-02	10	6B
Hinge, Pull	12-20203-02	2	8A
Hinge, Pull	12-20203-02	2	6A
Hinge, Pull (Bottom)	12-20203-02	2	16B
Hinge, Pull (Top)	12-20203-01	2	16A
Holder, Battery Pack	74-33477-01	9	6
Housing Assembly, Disk	70-27929-01	2	7
Housing Assembly, Disk Canister (Blank)	70-27928-01	10	4
Housing Assembly, Disk Canister (Blank)	70-27929-01	10	3
Housing, Disk	74-37446-01	18	1
Housing, Disk	74-37446-01	16	1
Indicator, Magnetic Cable Assembly	12-23344-04	17	10
Indicator, Magnetic Cable Assembly	12-23344-04	16	14
Indicator, Magnetic Cable Assembly	12-23344-04	13	8
Indicator, Magnetic Cable Assembly	12-23344-04	19	6
Indicator, Magnetic Cable Assembly	12-23344-04	15	10
Indicator, Magnetic Cable Assembly	12-23344-04	18	14
Indicator, Magnetic Cable Assembly	12-23344-04	9	7
Insulator Assembly	70-21765-01	19	21
Insulator, Tape Drive	74-43944-01	20	6
Key, Cabinet Door	12-26339-01	10	40
Key, Cabinet Door	12-26339-01	2	Not Shown
Label, "Attention Pre-Installed Software"	36-28979-01	10	42
Label, "Attention Pre-installed Software"	36-28979-01	2	67
Label, "BA22E Expander"	36-27838-66	10	22
Label, "Clean Room Approved Barcode/UL"	36-33713-01	15	Not Shown
Label, "Clean Room Approved Barcode/UL"	36-33713-01	17	Not Shown

# INDEX BY DEC PART DESCRIPTION

VAXft System Models 610 and 612

DESCRIPTION	DEC PART NO.	FIG. NO.	ITEM NO.
Label, "Clean Room Approved Barcode/UL"	36-33713-01	16	Not Shown
Label, "Clean Room Approved Barcode/UL"	36-33713-01	18	Not Shown
Label, "DC Power Supply H7233-BA"	36-33147-02	6	Not Shown
Label, "Drive RF72"	36-33318-02	18	Not Shown
Label, "Drive RF31"	36-33318-01	15	Not Shown
Label, "Drive RF31"	36-33318-01	16	Not Shown
Label, "Drive RF72"	36-33318-02	17	Not Shown
Label, "Electrical Rating, UR, CSA, H407-A AC"	36-20122-19	5	33
Label, "Electrical Rating, UR, CSA, H7233"	36-20122-17	6	Not Shown
Label, "Electrical Rating, UR, CSA, H7234"	36-20122-18	6	Not Shown
Label, "German EMI Postcard"	36-35900-01	2	Not Shown
Label, "Ground Symbol Black"	36-12680-00	11	Not Shown
Label, "Ground Symbol Black"	36-12680-00	6	Not Shown
Label, "Ground Symbol Black"	36-12680-00	3	Not Shown
Label, "Ground Symbol Black"	36-12680-00	5	31
Label, "Power Supply DC H7233-AA"	36-33147-01	6	Not Shown
Label, "Serial/Power Univ Made in USA"	36-17674-58	11	29
Label, "Serial/Power Univ USA UR/CSA"	36-17674-46	11	29
Label, "Serial/Power Universal"	36-17574-58	3	18
Label, "Serial/Power, Univ, USA UR/CSA"	36-17674-46	3	23
Label, "Summary Panel Exp"	36-33148-02	10	43
Label, "Summary Panel Expander"	36-33148-03	10	21
Label, "Summary Panel Expander"	36-33148-01	10	20
Label, "Summary Panel Expander"	36-33148-04	10	23
Label, "Pwr Cord"	36-36761-01	2	15
Label, "TUV BG"	36-33131-01	6	Not Shown
Label, "TUV BG"	36-33131-01	5	33
Label, "TUV BG"	36-33131-01	3	14
Label, "TUV"	36-33131-01	11	27
Label, "Warning Equipment Rating (100-120V)"	36-27905-16	10	18
Label, "Warning Equipment Rating (220-240V)"	36-27905-17	10	19
Label, "Warning Equipment Rating (100-120V)"	36-36344-01	20	12
Label, Canada (120V)	36-23878-64	2	51
Label, Canada (240V)	36-23878-65	2	52
Label, Dry Ink Foil Black	36-27922-01	6	Not Shown
Label, Dry Ink Foil Black	36-27922-01	5	10
Label, Ground Symbol	36-13272-00	10	17
Label, Ground Symbol	36-13272-00	2	65
Label, Kapton Blank	36-27920-01	6	Not Shown
Label, Kapton Blank	36-27920-01	5	10
Label, Laminated Over	36-27921-01	6	Not Shown
Label, Over Laminate	36-27921-01	5	10
Label, Serial/Power	36-17674-46	20	11
Latch, Turn-Grip	12-24095-01	10	5A
Latch, Turn-Grip	12-24095-01	10	6A
Lock, AC Chassis	74-38208-01	5	30
Lock, Spring Retainer	74-38232-01	5	16
Logo, Digital	74-43485-01	2	23

# INDEX BY DEC PART DESCRIPTION

VAXft System Models 610 and 612

DESCRIPTION	DEC PART NO.	FIG. NO.	ITEM NO.
Mechanics Assembly, RF31	70-24697-01	16	27
Mechanics Assembly, RF31	70-24697-01	15	25
Mechanics Assembly, RF72	70-25972-01	17	25
Mechanics Assembly, RF72	70-25972-01	18	26
Medallion, VAXft System (Tall Cabinet)	74-43261-01	2	10
Module, 32 MB ECC Single Memory 1 MB DRAM	MS520-BA	25	13
Module, 32 MB ECC Single Memory 1 MB DRAM	MS520-BA	23	14
Module, 32 MB ECC Single Memory 1 MB DRAM	MS520-BA	24	13
Module, 32 MB ECC Single Memory 1 MB DRAM	MS520-BA	22	13
Module, 32 MB ECC Single Memory 1 MB DRAM	MS520-BA	21	10
Module, 32 MB ECC Single Memory 1 MB DRAM	MS520-BA	2	26
Module, 60 NS Fault Tolerant CPU	KA520-AA	25	12
Module, 60 NS Fault Tolerant CPU	KA520-AA	24	12
Module, 60 NS Fault Tolerant CPU	KA520-AA	23	13
Module, 60 NS Fault Tolerant CPU	KA520-AA	21	9
Module, 60 NS Fault Tolerant CPU	KA520-AA	22	12
Module, AC Input	54-18760-01	5	13
Module, AC Input	54-18784-01	5	2
Module, Backplane Drive	54-19260-01	11	21
Module, Backplane Drive	54-19260-01	3	6
Module, Console Protection	54-19491-01	3	22
Module, Disk Drive Adapter	54-19250-01	17	13
Module, Disk Drive Adapter	54-19250-01	16	19
Module, Disk Drive Adapter	54-19250-01	18	19
Module, Disk Drive Adapter	54-19250-01	15	13
Module, Disk Power Supply	54-18658-01	6	9
Module, Fault Tolerant 70 NS Dual CPU (T3007)	KA550-AA	2	25
Module, Logic	54-19487-01	8	1
Module, Logic DC-DC Converter	54-17897-01	6	7
Module, PCIM	54-20219-01	6	8
Module, RF31 Drive	54-18329-01	16	25
Module, RF31 Drive	54-18329-01	15	23
Module, RF72 Drive	54-10091-01	18	24
Module, RF72 Drive	54-10091-01	17	23
Module, Six Pack Backplane	54-19483-01	11	2
Module, Summary Panel	54-19481-01	2	66
Module, Summary Panel Expander (A)	54-19485-01	14	4
Module, Summary Panel Expander (B)	54-19485-02	14	5
Module, Sync. Comm (DSF32)	T3004	21	11
Module, Tape Drive Adapter	54-20211-01	19	16
Module, TFK70 Controller	54-19085-01	19	10
Mount, Adhesive Backed Cable Tie	90-08264-00	13	9
Mount, Adhesive Backed Cable Tie	90-08264-00	9	11
Mount, Shock and Vibration	12-27450-05	15	2
Mount, Shock and Vibration	12-27450-05	17	2
Mount, Shock and Vibration Isolator	12-29992-01	12	22

# INDEX BY DEC PART DESCRIPTION

VAXft System Models 610 and 612

DESCRIPTION	DEC PART NO.	FIG. NO.	ITEM NO.
Nut, Hex No. 6-32	90-08957-00	12	18
Nut, Hex Ext Tooth Lockwasher No. 10-32	90-06565-00	5	4
Nut, Hex Ext Tooth Lockwasher No. 6-32	90-09243-00	6	19
Nut, Hex Ext Tooth Lockwasher No. 10-32	90-06565-00	3	9
Nut, Hex Ext Tooth Lockwasher No. 8-32	90-10154-00	6	31
Nut, Hex Ext Tooth Lockwasher No. 10-32	90-06565-00	7	7
Nut, Hex Ext Tooth Lockwasher No. 4-40	90-06557-00	13	12
Nut, Hex Ext Tooth Lockwasher No. 4-40	90-06557-00	6	24
Nut, Hex Ext Tooth Lockwasher No. 4-40	90-06557-00	9	16
Nut, Hex Ext Tooth Lockwasher No. 4-40	90-06557-00	12	36
Nut, Hex Ext Tooth Lockwasher No. 4-40	90-06557-00	4	35
Nut, Hex Ext Tooth Lockwasher No. 6-32	90-06560-00	13	13
Nut, Hex Ext Tooth Lockwasher No. 6-32	90-06560-00	9	19
Nut, Hex Ext Tooth Lockwasher No. 6-32	90-06560-00	11	22
Nut, Hex Ext Tooth Lockwasher No. 8-32	90-06563-00	13	14
Nut, Hex Ext Tooth Lockwasher No. 8-32	90-06563-00	9	4
Nut, Hex No. 6-32	90-08957-00	4	24
Nut, Kep No. 1/4-20	90-08203-00	2	21
Nut, Kep No. 1/4-20	90-08203-00	10	28
Nut, Kep No. 1/4-20	90-08203-00	1	5
Nut, Kep No. 10-32	90-06565-00	10	30
Nut, Kep No. 10-32	90-06565-00	2	50
Nut, Kep No. 4-40	90-10586-01	17	4
Nut, Kep No. 4-40	90-10586-01	15	4
Nut, Kep No. 4-40	90-06557-00	18	5
Nut, Kep No. 4-40	90-10586-01	16	5
Nut, Kep No. 4-40	90-10586-01	19	7
Nut, Kep No. 6-32	90-06560-00	10	26
Nut, Kep No. 6-32	90-06560-00	2	43
Nut, Kep No. 10-32	90-06565-00	11	Not Shown
Nut, Round Push	90-09865-01	14	7
Nut, U-Type No. 10-32	90-07786-00	2	53
Nut, Well No. 8-32	90-10115-00	7	6
Panel Assembly, Cover	70-28922-01	3	25
PANEL ASSEMBLY, SUMMARY	70-28923-01	14	N/A
PANEL ASSEMBLY, SUMMARY	70-28923-01	10	13A
PANEL ASSEMBLY, SUMMARY	70-28923-01	11	9
Panel, Bottom (Weldment)	70-26149-01	12	2
Panel, Bottom (Weldment)	70-26149-01	4	2
Panel, Connector	74-40852-01	5	17
Panel, End	70-19485-00	2	5
Panel, Fan Logic	74-36414-01	9	2
Panel, Front Summary	74-40076-01	14	1
Panel, Label	74-40917-01	11	28
Panel, Left Power Supply	74-36717-01	6	2
Panel, Rear (Weldment)	70-27938-01	12	10
Panel, Rear (Weldment)	70-27938-01	4	10
Panel, Right Center	74-36407-02	12	4
Panel, Right Center	74-36407-01	4	5
Panel, Right Power Supply	74-36718-01	6	3
Panel, Right Side	74-36405-01	12	3
Panel, Right Side	74-36405-01	4	3

# INDEX BY DEC PART DESCRIPTION

VAXft System Models 610 and 612

DESCRIPTION	DEC PART NO.	FIG. NO.	ITEM NO.
Panel, Summary	74-40394-01	3	29
Pin, Backplane Guide	74-36892-01	8	5
Pin, Ground	74-38275-01	11	42
Pin, Guide	74-37455-01	12	23
Pin, Guide	74-36406-02	13	3
Pin, Guide	74-36406-01	12	13
Pin, Guide	74-36406-01	5	21
Pin, Guide	74-36406-01	4	4
Plate, BBU Shielding	74-41193-01	12	27
Plate, BBU Shielding	74-41193-01	4	26
Plate, Front	74-42813-01	20	3
Plate, Mounting	74-36413-01	6	1
Plate, Shield	74-41983-01	11	23
Plate, Shield	74-41983-01	3	15
Plate, Skid	74-25652-02	19	22
Plate, Skid	74-25652-01	20	5
Power Entry Box, AC (120V 24A)	00888-A	2	3
Power Entry Box, AC (240V 12A)	00888-B	2	4
POWER SUPPLY ASSEMBLY, REGULATOR	H7233-BA	11	5
POWER SUPPLY ASSEMBLY, REGULATOR	H7233-BA	6	N/A
POWER SUPPLY ASSEMBLY, REGULATOR	H7233-AA	3	4
POWER SUPPLY ASSEMBLY, REGULATOR	H7233-AA	6	N/A
Ring, External Retainer	90-09273-02	5	28
Ring, Retaining	90-09644-01	18	11
Ring, Retaining	90-09644-01	16	11
Rivet, Blind	90-00030-47	12	20
Rivet, Blind	90-00030-47	4	22
Rivet, Blind Brazier	90-00030-48	12	21
Rivet, Blind Brazier	90-00030-48	4	23
Rivet, Blind Flush	90-08521-00	12	29
Rivet, Blind Flush	90-08521-00	4	28
Rivet, Dome Head	90-09626-00	12	35
Rivet, Dome Head	90-09626-00	4	34
Screw Lock	90-08451-05	2	41
Screw, Mach Hex Hd No. 1/4-20 x 3/4	90-06243-09	10	29
Screw, Mach Hex Hd No. 1/4-20 x 3/4	90-06243-09	1	4
Screw, Mach Pan Hd No. 10-32 x 3/8	90-06071-01	20	10
Screw, Mach Pan Hd No. 6-32 x 3/8	90-06022-01	20	9
Screw, Mach Phl Pan Hd No. 4-40 x 3/8	90-06011-01	18	25
Screw, Mach Phl Pan Hd No. 4-40 x 3/8	90-06011-01	15	24
Screw, Mach Phl Pan Hd No. 4-40 x 3/8	90-06011-01	17	24
Screw, Mach Phl Pan Hd No. 4-40 x 3/8	90-06011-01	16	26
Screw, Machine 6-32 x 1/4	90-10971-01	11	31
Screw, Machine Flat Hd No. 4-40 x 3/16	90-00039-06	18	13
Screw, Machine Flat Hd No. 6-32 x 1/2	90-00039-32	17	3
Screw, Machine Flat Hd No. 6-32 x 1/2	90-00039-32	15	3
Screw, Machine Flat Hd No. 6-32 x 3/16	90-09749-00	5	8
Screw, Machine Flat Hd No. 6-32 x 3/4	90-00039-11	13	10
Screw, Machine Flat Hd No. 6-32 x 3/4	90-00039-11	9	18
Screw, Machine Flat Hd No. 6-32 x 3/8	90-08406-02	5	12
Screw, Machine Flat Hd No. 6-32 x 5/16	90-08404-02	17	15
Screw, Machine Flat Hd No. 6-32 x 5/16	90-08404-02	15	15
Screw, Machine Flat Hd No. 6-32 x 5/16	90-08404-02	19	15

# INDEX BY DEC PART DESCRIPTION

VAXft System Models 610 and 612

DESCRIPTION	DEC PART NO.	FIG. NO.	ITEM NO.
Screw, Machine Flat Hd No. 6-32 x 5/16	90-08404-02	11	39
Screw, Machine Flat Hd No. 6-32 x 5/16	90-08404-02	6	15
Screw, Machine Flat Hd No. 6-32 x 5/16	90-08404-02	3	33
Screw, Machine Flat Hd No. 6-32 x 5/32	90-00039-28	18	21
Screw, Machine Flat Hd No. 6-32 x 5/32	90-00039-28	16	21
Screw, Machine Hex Hd No. 5/16-18 x 3/4	12-18893-01	12	24
Screw, Machine No. 10-32 x 1/4	90-10971-01	3	Not Shown
Screw, Machine No. 4-40 x 5/16	12-15243-00	3	28
Screw, Machine No. 6-32 x 1/4	90-06020-03	14	3
Screw, Machine Pan Hd No. 10-32 x 5/8	90-06025-01	11	36
Screw, Machine Pan Hd No. 4-40 x 1/4	90-08301-01	11	34
Screw, Machine Pan Hd No. 4-40 x 1/4	90-08301-01	3	12
Screw, Machine Pan Hd No. 4-40 x 3/16	90-08032-01	16	13
Screw, Machine Pan Hd No. 4-40 x 5/16	90-06010-01	6	23
Screw, Machine Pan Hd No. 6-32 x 1/2	90-06024-01	11	26
Screw, Machine Pan Hd No. 6-32 x 1/2	90-06024-01	3	10
Screw, Machine Pan Hd No. 6-32 x 3/4	90-06026-01	7	5
Screw, Machine Pan Hd No. 8-32 x 5/16	90-06036-01	8	6
Screw, Machine Pan Hd No. M2.5	90-10959-02	11	33
Screw, Machine Truss Hd No. 6-32 x 1/4	90-09100-03	4	25
Screw, Machine Truss Hd No. 6-32 x 3/8	90-06021-03	19	20
Screw, Machine Truss Hd No. 6-32 x 3/8	90-06021-03	17	19
Screw, Machine Truss Hd No. 6-32 x 3/8	90-06021-03	15	19
Screw, Machine Truss Hd No. 6-32 x 3/8	90-06022-03	12	26
Screw, Plastic Slot Hd No. 6-32 x 1/2	90-11058-01	6	25
Screw, Self-Tap Pan Hd No. 4 x 1/4	90-00062-01	5	15
Screw, Self-Tap Truss Hd No. 6 x 1/2	90-00063-13	8	4
Screw, Sems Hex Hd No. 10-32 x 1/2	90-09988-05	10	24
Screw, Sems Hex Hd No. 10-32 x 1/2	90-09988-05	11	40
Screw, Sems Hex Hd No. 10-32 x 1/2	90-09988-05	3	34
Screw, Sems Hex Hd No. 10-32 x 1/2	90-09988-05	2	35
Screw, Sems Hex Hd No. 10-32 x 3/8	90-09985-02	2	58
Screw, Sems Hex Hd No. 10-32 x 5/8	90-09988-17	11	38
Screw, Sems Hex Hd No. 10-32 x 5/8	90-09988-17	3	11
Screw, Sems Hex Hd No. 10-32 x 5/8	90-08323-00	2	54
Screw, Sems Hex Hd No. 6-32 x 1/4	90-09988-12	3	26
Screw, Sems Hex Hd No. 6-32 x 3/8	90-09984-00	19	11
Screw, Sems Hex Hd No. 6-32 x 3/8	90-09984-00	10	25
Screw, Sems Hex Hd No. 6-32 x 5/16	90-09988-11	6	14
Screw, Sems Hex Hd No. 8-32 x 5/8	90-09988-03	6	18
Screw, Sems Pan Hd No 8-32 x 1/2	12-27034-01	5	23
Screw, Sems Pan Hd No. 10-32 x 3/4	90-09228-10	11	35
Screw, Sems Pan Hd No. 10-32 x 3/4	90-09228-10	3	31
Screw, Sems Pan Hd No. 10-32 x 7/16	90-09282-00	3	16
Screw, Sems Pan Hd No. 6-32 x 1/2	90-00049-14	17	20
Screw, Sems Pan Hd No. 6-32 x 1/2	90-00049-14	15	20
Screw, Sems Pan Hd No. 6-32 x 1/2	90-00049-14	19	19
Screw, Sems Pan Hd No. 6-32 x 1/2	90-00049-14	18	18
Screw, Sems Pan Hd No. 6-32 x 1/2	90-00049-14	16	18
Screw, Sems Pan Hd No. 6-32 x 1/4	90-10174-00	6	34



# INDEX BY DEC PART DESCRIPTION

VAXft System Models 610 and 612

DESCRIPTION	DEC PART NO.	FIG. NO.	ITEM NO.
Screw, Sems Pan Hd No. 6-32 x 1/4	90-00049-01	5	32
Screw, Sems Pan Hd No. 6-32 x 3/8	90-09984-00	11	37
Screw, Sems Pan Hd No. 6-32 x 3/8	90-00049-24	6	17
Screw, Sems Pan Hd No. 6-32 x 3/8	90-09984-00	2	36
Screw, Sems Pan Hd No. 6-32 x 3/8	90-09984-00	3	19
Screw, Sems Pan Hd No. 6-32 x 5/16	90-00049-21	17	17
Screw, Sems Pan Hd No. 6-32 x 5/16	90-00049-21	15	17
Screw, Sems Pan Hd No. 6-32 x 5/16	90-00049-22	12	19
Screw, Sems Pan Hd No. 6-32 x 5/16	90-09984-07	5	3
Screw, Sems Pan Hd No. 6-32 x 5/16	90-00049-22	4	29
Screw, Sems Pan Hd No. 8-32 x 1/2	90-09545-01	9	15
Screw, Sems Pan Hd No. 8-32 x 1/2	90-09984-09	5	26
Screw, Sems Pan Hd No. 8-32 x 5/16	90-00049-16	11	24
Screw, Sems Slotted Hex Hd No. 10-32 x 1/2	90-09988-05	20	Not Shown
Screw, Sems Truss Hd No. 10-32 x 1/4	90-00049-02	13	7
Screw, Sems Truss Hd No. 10-32 x 1/4	90-00049-02	7	9
Screw, Sems Truss Hd No. 10-32 x 1/4	90-00049-02	9	13
Screw, Sems Truss Hd No. 6-32 x 1/4	90-00049-30	16	22
Screw, Sems Truss Hd No. 6-32 x 1/4	90-00049-30	18	22
Screw, Sems Truss Hd No. 8-32 x 3/8	90-00049-17	12	14
Screw, Shoulder No. 8-32	12-27034-01	3	27
Shelf, Fan Guide Assembly	70-26143-01	12	7
Shield, EMI/RFI Finger	12-20580-09	4	31
Shield, EMI/RFI Strip Clip-On	12-22380-17	16	7
Shield, EMI/RFI Strip Clip-On	12-22380-06	16	3
Shield, EMI/RFI Strip Clip-On	12-22380-17	18	7
Shield, EMI/RFI Strip Clip-On	12-22380-06	18	3
Shield, EMI/RFI Strip Clip-On	12-22380-17	11	19
Shield, EMI/RFI Strip Clip-On	12-22380-11	12	31
Shield, EMI/RFI Strip Clip-On	12-22380-06	6	22
Shield, EMI/RFI Strip Clip-On	12-22380-17	9	20
Shield, EMI/RFI Strip Clip-On	12-22380-17	3	36
Shield, EMI/RFI Strip Clip-On	12-22380-11	4	30
Shield, Left	74-37711-01	4	11
Shield, PCIM	74-41750-01	6	33
Shield, RFI Gasket	12-28686-08	6	32
Shield, Right	74-37712-01	4	12
Shockwatch	12-31622-02	17	6
Shockwatch	12-31622-02	15	6
Shunt, Dip 12 Position	12-18231-10	2	14
Slide, Canister	74-40750-01	15	16
Slide, Canister	74-40750-01	19	3
Slide, Canister	74-40750-01	17	16
Slider, Solenoid	74-33473-01	16	8
Slider, Solenoid	74-33473-01	18	8
Solenoid Assembly	70-27908-01	17	18
Solenoid Assembly	70-27908-01	15	18
Solenoid, Linear Mag Latch 12 VDC/0	12-26327-02	16	12
Solenoid, Linear Mag Latch 12 VDC/0	12-26327-02	18	12
Spacer, Solenoid	74-42075-01	16	6

# INDEX BY DEC PART DESCRIPTION

VAXft System Models 610 and 612

DESCRIPTION	DEC PART NO.	FIG. NO.	ITEM NO.
Spacer, Solenoid	74-42075-01	18	6
Spacer, Threaded Aluminum 6-32	90-00033-05	14	6
Spacer, Threaded Hex No. 6-32 x 3/4	90-06571-00	2	45
Spring, Compression	12-26294-01	18	10
Spring, Compression	12-34359-01	16	10
Spring, Compression	12-17521-00	5	20
Strip, Contact	12-19557-04	12	32
Strip, Contact	12-19557-03	9	17
Support, Bottom Card Cage (Weldment)	70-26144-01	4	7
Support, Left Disk	74-36410-01	12	5
Support, Left Disk	74-36410-01	4	8
Support, Power Supply (Weldment)	70-26148-01	12	9
Support, Power Supply (Weldment)	70-26148-01	4	9
Support, Tape Drive Assembly	70-27999-01	19	17
Support, Top Card Cage	74-36409-01	4	6
Switch, DPST On-None-Off 10A 250V	12-23381-04	19	8
Switch, DPST On-None-Off 10A 250V	12-23381-04	18	23
Switch, DPST On-None-Off 10A 250V	12-23381-04	15	11
Switch, DPST On-None-Off 10A 250V	12-23381-04	17	11
Switch, DPST On-None-Off 10A 250V	12-23381-04	16	23
Tape Adhesive Cloth White	36-29129-01	18	Not Shown
Tape Adhesive Cloth White	36-29129-01	16	Not Shown
Tape Subsystem, TF857 Magazine (18 Gb)	TF857-CA	2	63
Terminator	12-29258-01	24	10
Terminator	12-29258-01	21	7
Tie, Cable	90-07031-00	20	7
Tie, Cable	90-07031-00	18	Not Shown
Tie, Cable	90-07031-00	15	Not Shown
Tie, Cable	90-07031-00	13	11
Tie, Cable	90-07031-00	16	Not Shown
Tie, Cable	90-07031-00	17	Not Shown
Tie, Cable	90-07031-00	19	Not Shown
Tie, Cable	90-07031-00	9	14
Tie, Cable	90-07031-00	7	11
Tie, Cable	90-07031-00	6	16
Tie, Cable	90-07031-00	10	41
Transformer, Power 50/60 Hz 42V DC 90V AC	16-28974-01	11	3
Transformer, Power 50/60 Hz 42V DC/90V AC	16-28974-01	3	2
Tray, Tape Loader	74-43072-01	2	37
Trough, Cable	70-28912-01	10	9
Trough, Cable	70-28912-01	2	9
VAXft MODEL 610 CPU TO CONSOLE	N/A	21	N/A
VAXft MODEL 610 CPU TO EXPANDER 1	N/A	22	N/A
VAXft MODEL 610 CPU TO EXPANDERS 1 and 2	N/A	23	N/A
VAXft MODEL 612 CPU's 1 and 2 TO EXPANDER 1	55CAA-AJ	24	N/A
VAXft MODEL 612 CPU's 1 and 2 TO EXPANDER 1	55CAA-AE	24	N/A
VAXft MODEL 612 FULLY CLUSTERED SYSTEM	55CDA-AE	25	N/A
VAXft MODEL 612 FULLY CLUSTERED SYSTEM	55CDA-AJ	25	N/A
VAXft SYSTEM MODELS 610 and 612	N/A	1	N/A

# INDEX BY DEC PART DESCRIPTION

VAXft System Models 610 and 612

DESCRIPTION	DEC PART NO.	FIG. NO.	ITEM NO.
Washer, Flat	90-06664-00	10	31
Washer, Flat	90-06668-00	11	6
Washer, Flat	90-06656-00	10	27
Washer, Flat	12-19044-02	8	3
Washer, Flat	90-06661-00	6	29
Washer, Flat	90-06668-00	3	17
Washer, Flat	90-06656-00	2	44
Washer, Flat	90-06714-00	5	19
Washer, Flat	90-06664-00	5	5
Washer, Flat	90-06664-00	2	48
Washer, Flat Nylon	90-06707-00	6	28
Washer, Lock	90-09882-00	20	8
Washer, Lock	90-09882-00	19	4
Washer, Lock	90-07651-00	10	32
Washer, Lock	90-07651-00	2	49
Washer, Split	90-06688-00	6	Not Shown
Washer, Split Helical	90-06690-00	6	30
Washer, Split Helical	90-06690-00	8	7